

# GRADUATE MEDICAL EDUCATION TRENDS IN NEVADA – 2023

---

Tabor Griswold, PhD

John Packham, PhD

Amanda Brown, MPH

Nicole Mwalili, MPH

*August 2023*



**NEVADA HEALTH  
WORKFORCE**  
RESEARCH CENTER



*Graduate Medical Education Trends in Nevada – 2023* is a publication from the Nevada Health Workforce Research Center in the Office of Statewide Initiatives at the University of Nevada, Reno School of Medicine.

The mission of the Office of Statewide Initiatives is to improve the health of Nevadans through statewide engagement, education, and research.

The purpose of the Nevada Health Workforce Research Center is to improve the collection and analysis of data on health workforce supply and demand to enhance health workforce planning and development in Nevada.

Additional resources may be found at <https://med.unr.edu/statewide>

## Graduate Medical Education Trends in Nevada – 2023

*Graduate Medical Education Trends in Nevada – 2023* contains current information about physicians who have completed accredited residency and fellowship programs in Nevada. This research brief utilizes data from an annual survey of physicians completing Graduate Medical Education (GME) in Nevada over the past decade. A snapshot of GME graduates in 2023 is contained in Appendix A. The survey instrument is contained in Appendix B.

The survey has been undertaken by the Office of Statewide Initiatives (OSI) at the University of Nevada, Reno School of Medicine since 2004. Surveys were received from 231 of 269 GME graduates in Nevada, a response rate of 85.9%. The OSI survey data contained in this report is supplemented with licensure data from the Nevada State Board of Medical Examiners and the Nevada State Board of Osteopathic Medicine to determine overall retention rates.

Highlights from the 2023 survey and this report include:

- Over the past decade, the number of physicians completing GME in Nevada grew from 80 graduates in 2014 to 269 graduates in 2023 (236.3%) (Figure 1).
- Over the past decade, the number of physicians completing residency programs in Southern Nevada grew from 46 graduates in 2014 to 178 graduates in 2023 (287.0%); in Northern Nevada, the number of physicians completing residency programs grew from 20 in 2014 to 45 in 2023 (125.0%) (Figure 2).
- In the past ten years, the number and growth rate of graduating fellows in Northern Nevada has remained the same, 9 fellows, whereas the fellows in southern Nevada had increased from 10 to 37, (270.0%) (Figure 2).
- In 2023, 47.2% of all GME graduates will remain in Nevada to begin clinical practice or pursue additional training and 52.8% plan to leave Nevada (Figure 3).
- In 2023, 50.7% of GME graduates in Southern Nevada will remain in Nevada to begin clinical practice or pursue additional training and 49.3% plan to leave Nevada (Figure 4).
- In 2023, 33.4% of GME graduates in Northern Nevada will remain in Nevada to begin clinical practice or pursue additional training and 66.6% plan to leave Nevada (Figure 5).
- Over the past ten years, 42.5% of 1,699 GME graduates indicated that they will remain in Nevada to begin clinical practice or pursue additional training and 57.5% plan to leave Nevada (Figure 6).

- Over the past ten years, 41.3% of 1,275 GME graduates in Southern Nevada indicated that they will remain in Nevada to begin clinical practice or pursue additional training and 58.7% planned to leave Nevada (Figure 7).
- Over the past decade, 43.0% of 424 GME graduates in Northern Nevada indicated that they will remain in Nevada to begin clinical practice or pursue additional training and 57.0% planned to leave Nevada (Figure 8).
- Over the past ten years, the retention rate varies little year by year. The actual number retained has increased as the total number of graduates increased from 80 to 269. In 2014, 33 were retained of 80 graduates and in 2023, 127 were retained from 269 graduates (Figure 9, Appendices D–F).
- Over the past decade in Southern Nevada, the retention rate varies little year by year. The total graduates over ten years is 1,276 of which 549 remained in the state. Retained physicians range from a low of 18 in 2017 to a high of 109 in 2023. (Figure 10, Appendices D–F).
- Over the past ten years in Northern Nevada, the retention rate varies little year by year. The actual number retained has increased as the pool of graduates increased. In 2014, 9 were retained of 24 graduates and in 2020, 24 were retained from 54 graduates (Figure 11, Appendices D–F).
- In 2023, 135 physicians completed primary care residency programs in Nevada (family medicine, internal medicine, and pediatrics), including 95 graduates in Southern Nevada and 40 graduates in Northern Nevada (Figure 12).
- Over the past decade, the number of physicians completing primary care GME programs in Nevada grew from 47 graduates in 2014 to 135 graduates in 2023 (187.2%) (Figure 12).
- In 2023, 134 physicians completed medical and surgical specialty residency and fellowship programs in Nevada, including 120 graduates in Southern Nevada and 14 graduates in Northern Nevada (Figure 13).
- Over the past decade, the number of physicians completing medical and surgical specialty GME programs in Nevada grew from 33 graduates in 2014 to 134 graduates in 2023 (306.1%) (Figure 13).

- Over the past ten years, the retention rate in primary care residencies varies year by year. The actual number retained has increased as the total number of graduates completing primary care residency programs increased from 47 to 135. In 2014, 16 of 47 graduates were retained and in 2023, 66 of 135 graduates were retained (Figure 14).
- Over the past decade, in Southern Nevada, the retention rate steadily increased year by year. There was a total of 624 graduates completing primary care residency programs, of which 304 remained in the state. Retained physicians range from a low of 11 in 2015 to a high of 54 in 2023 (Figure 15).
- Over the past ten years, in Northern Nevada, the number retained has increased as the pool of graduates completing primary care residency programs increased. In 2014, 5 were retained of 19 graduates and in 2023, 12 were retained from 40 graduates (Figure 16).
- In Northern Nevada graduates self-reported that the ability to manage students loans was a top barrier, whereas in Southern Nevada graduates commented that their starting salary was a barrier. In general, graduates commented that the quality of life was most important. (Figure 17).
- The top incentive for graduates leaving or remaining in Northern and Southern Nevada was starting salary or compensation (Figure 18).
- The top factor that influenced GME graduates' decision to remain or leave Northern Nevada was family related issues. Graduates remained in Southern Nevada due to family also, although many left the state for fellowship or additional training (Figure 19).
- Appendix A gives a demographic and educational profile on Nevada GME graduates.
- Appendix B is the survey administered to the GME graduates.
- Appendix C contains program–level information on GME positions in Nevada retrieved from the Accreditation Council for Graduate Medical Education (ACGME) on July 1, 2023.
- Appendices D and E provides program–level information on the number and percent of GME graduates retained over the past decade.

Figure 1 highlights that the number of physicians completing GME in Nevada grew from 80 graduates in 2014 to 269 graduates in 2023, a growth rate of 236.3%. The number of graduating residents in Nevada grew from 66 to 226, a growth rate of 242.4%. The number of graduating fellows in Nevada grew from 14 to 43, a growth rate of 207.1%.

**Figure 1: GME Graduates in Nevada – 2014 to 2023**

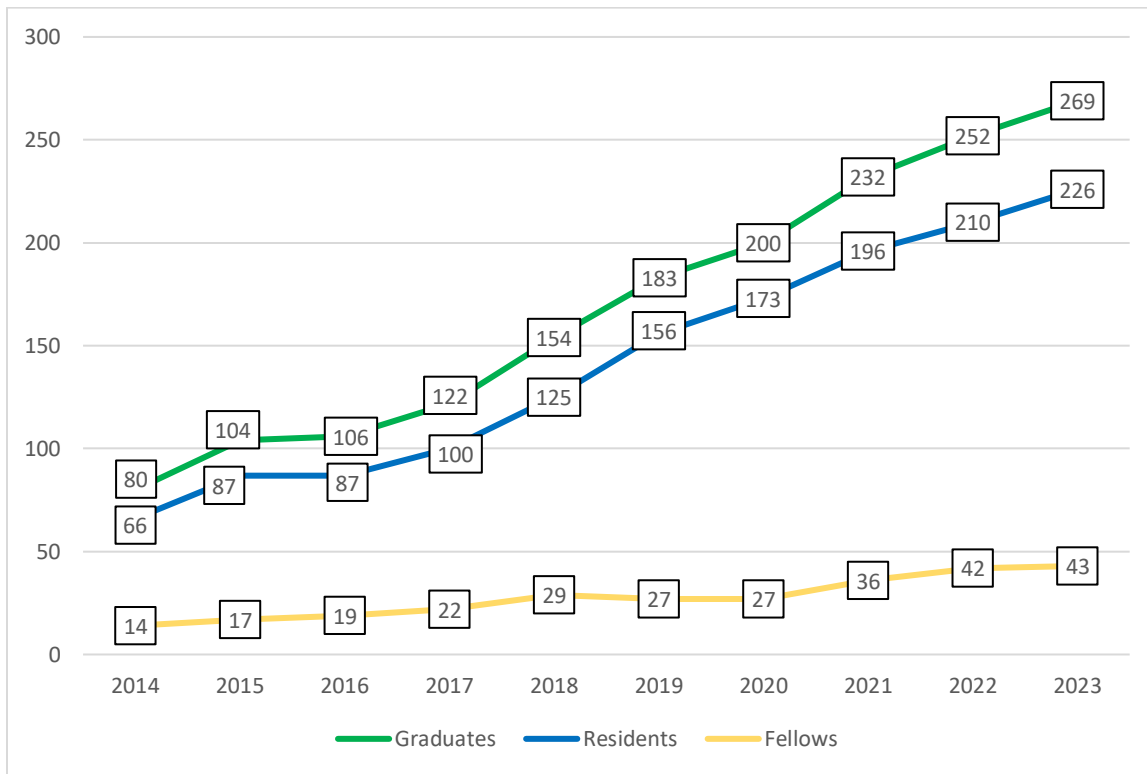
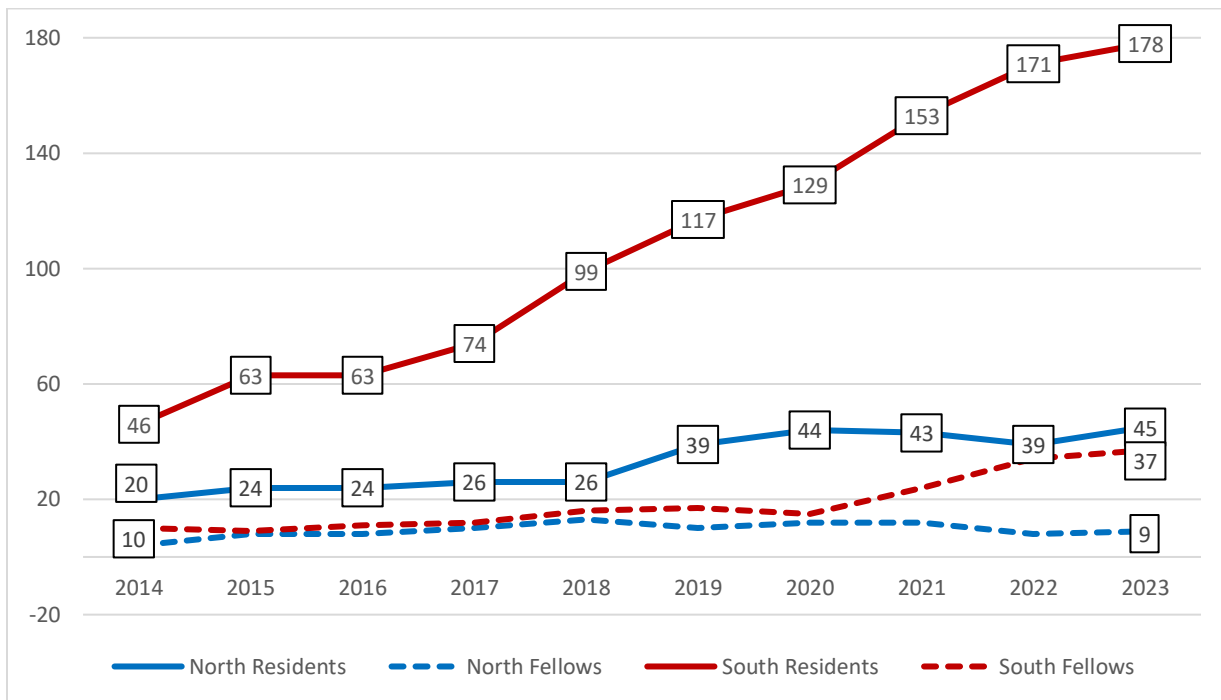


Figure 2 highlights the distribution of residents and fellows completing GME programs in Nevada. Residents in southern Nevada grew from 46 graduates in 2014 to 178 graduates in 2023, a growth rate of 287.0%. The number of residents graduating in northern Nevada grew from 20 to 45, a growth rate of 125.0%. There were 10 graduating fellows in 2014 and 37 in 2023, a growth rate of (270.0%). In northern Nevada, there were 4 fellows in 2014 and 9 in 2023, a growth rate of (125.0%).

**Figure 2: GME Graduates by Region in Nevada – 2014 to 2023**



**Figure 3: Employment, Training, and Location Plans of GME Graduates in Nevada – 2023**

	<b>Beginning Clinical Practice</b>	<b>Continuing Training</b>	<b>Total</b>
<b>Remaining in Nevada</b>	<b>114</b> (42.4%)	<b>13</b> (4.8%)	<b>127</b> (47.2%)
<b>Leaving Nevada</b>	<b>76</b> (28.3%)	<b>66</b> (24.5%)	<b>142</b> (52.8%)
<b>Total</b>	<b>190</b> (70.7%)	<b>79</b> (29.3%)	<b>269</b> (100.0%)

**Figure 4: Employment, Training, and Location Plans of GME Graduates in Southern Nevada – 2023**

	<b>Beginning Clinical Practice</b>	<b>Continuing Training</b>	<b>Total</b>
<b>Remaining in Nevada</b>	<b>101</b> (47.0%)	<b>8</b> (3.7%)	<b>109</b> (50.7%)
<b>Leaving Nevada</b>	<b>50</b> (23.3%)	<b>56</b> (26.0%)	<b>106</b> (49.3%)
<b>Total</b>	<b>151</b> (70.3%)	<b>64</b> (29.7%)	<b>215</b> (100.0%)

**Figure 5: Employment, Training, and Location Plans of GME Graduates in Northern Nevada – 2023**

	<b>Beginning Clinical Practice</b>	<b>Continuing Training</b>	<b>Total</b>
<b>Remaining in Nevada</b>	<b>13</b> (24.1%)	<b>5</b> (9.3%)	<b>18</b> (33.4%)
<b>Leaving Nevada</b>	<b>26</b> (48.1%)	<b>10</b> (18.5%)	<b>36</b> (66.6%)
<b>Total</b>	<b>39</b> (72.2%)	<b>15</b> (27.8%)	<b>54</b> (100.0%)

**Figure 6: Employment, Training, and Location Plans of GME Graduates in Nevada – 2014 to 2023**

	<b>Beginning Clinical Practice</b>	<b>Continuing Training</b>	<b>Total</b>
<b>Remaining in Nevada</b>	<b>638</b> (37.6%)	<b>84</b> (4.9%)	<b>722</b> (42.5%)
<b>Leaving Nevada</b>	<b>594</b> (35.0%)	<b>383</b> (22.5%)	<b>977</b> (57.5%)
<b>Total</b>	<b>1,232</b> (72.5%)	<b>467</b> (27.5%)	<b>1,699</b> (100.0%)

**Figure 7: Employment, Training, and Location Plans of GME Graduates in Southern Nevada – 2014 to 2023**

	<b>Beginning Clinical Practice</b>	<b>Continuing Training</b>	<b>Total</b>
<b>Remaining in Nevada</b>	<b>484</b> (37.9%)	<b>56</b> (4.4%)	<b>540</b> (41.3%)
<b>Leaving Nevada</b>	<b>425</b> (33.3%)	<b>311</b> (24.4%)	<b>736</b> (58.7%)
<b>Total</b>	<b>909</b> (71.2%)	<b>367</b> (28.8%)	<b>1,276</b> (100.0%)

**Figure 8: Employment, Training, and Location Plans of GME Graduates in Northern Nevada – 2014 to 2023**

	<b>Beginning Clinical Practice</b>	<b>Continuing Training</b>	<b>Total</b>
<b>Remaining in Nevada</b>	<b>154</b> (36.4%)	<b>28</b> (6.6%)	<b>182</b> (43.0%)
<b>Leaving Nevada</b>	<b>169</b> (40.0%)	<b>72</b> (17.0%)	<b>241</b> (57.0%)
<b>Total</b>	<b>323</b> (76.4%)	<b>100</b> (23.6%)	<b>423</b> (100.0%)

Figure 9 highlights that the number of physicians completing GME in Nevada grew from 80 graduates in 2014 to 269 graduates in 2023, a growth rate of 236.3%. Over the past decade, the percent of physicians who remained in Nevada to begin practice or continue training ranged from a low of 29.5% in 2017 to a high of 48.1% in 2015. In 2023, only 4.8% of graduates remained in Nevada to pursue additional training, as compared to 24.5% who left the state to pursue fellowships or additional subspecialty training. These data highlight the substantial proportion of GME graduates who continue to leave the state for fellowships which do not exist in Nevada.

**Figure 9: Employment, Training, and Location Plans of GME Graduates in Nevada – 2014 to 2023**

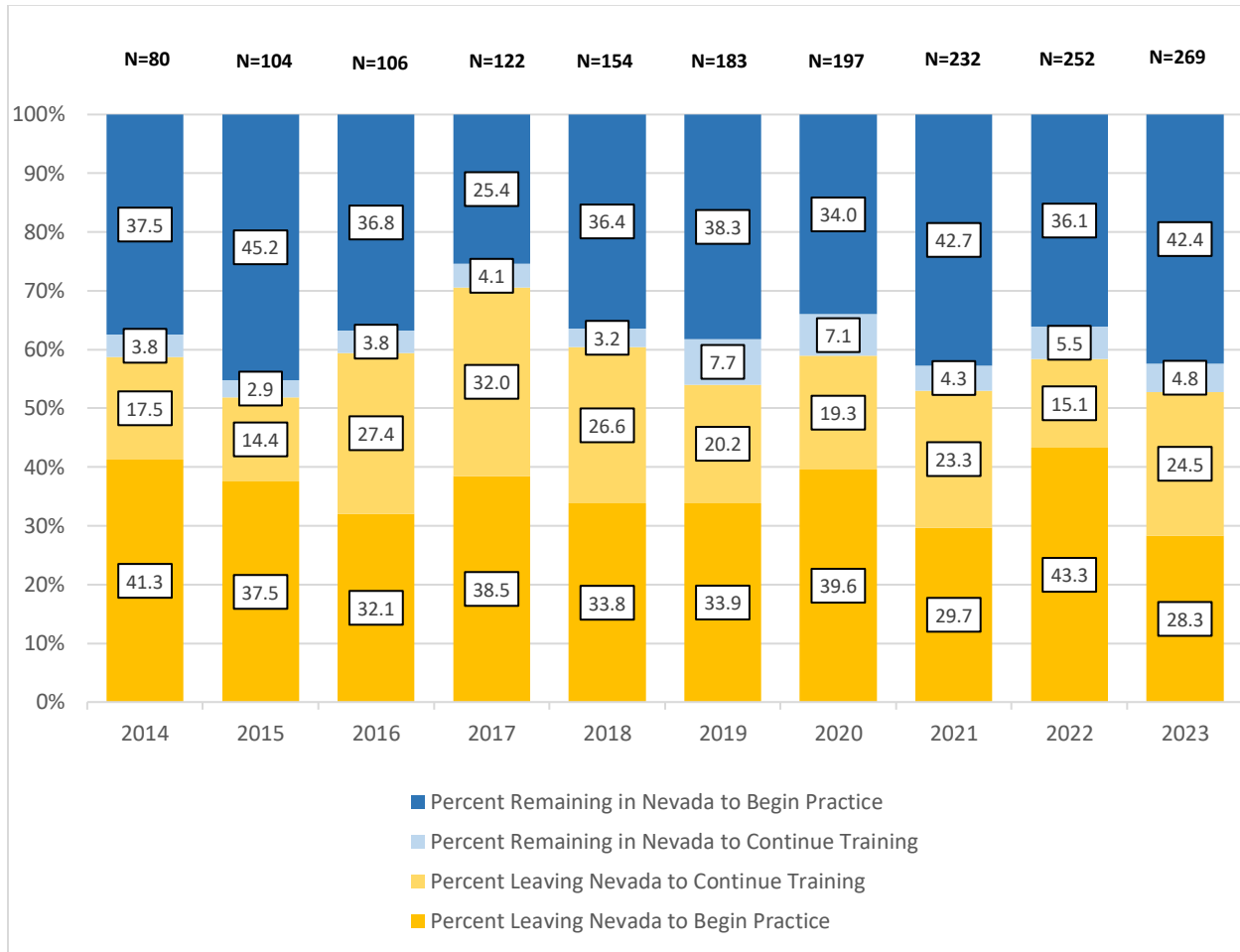


Figure 10 highlights that the number of physicians completing GME in southern Nevada grew from 56 graduates in 2014 to 215 graduates in 2023, a growth rate of 283.9%. Over the past decade, the percent of physicians who remained in Nevada to begin practice or continue training ranged from a low of 20.9% in 2017 to a high of 50.7% in 2023. In 2023, only 3.7% of graduates remained in Nevada to pursue additional training, as compared to 26.0% who left the state to pursue fellowships or additional subspecialty training.

**Figure 10: Employment, Training, and Location Plans of GME Graduates in Southern Nevada – 2014 to 2023**

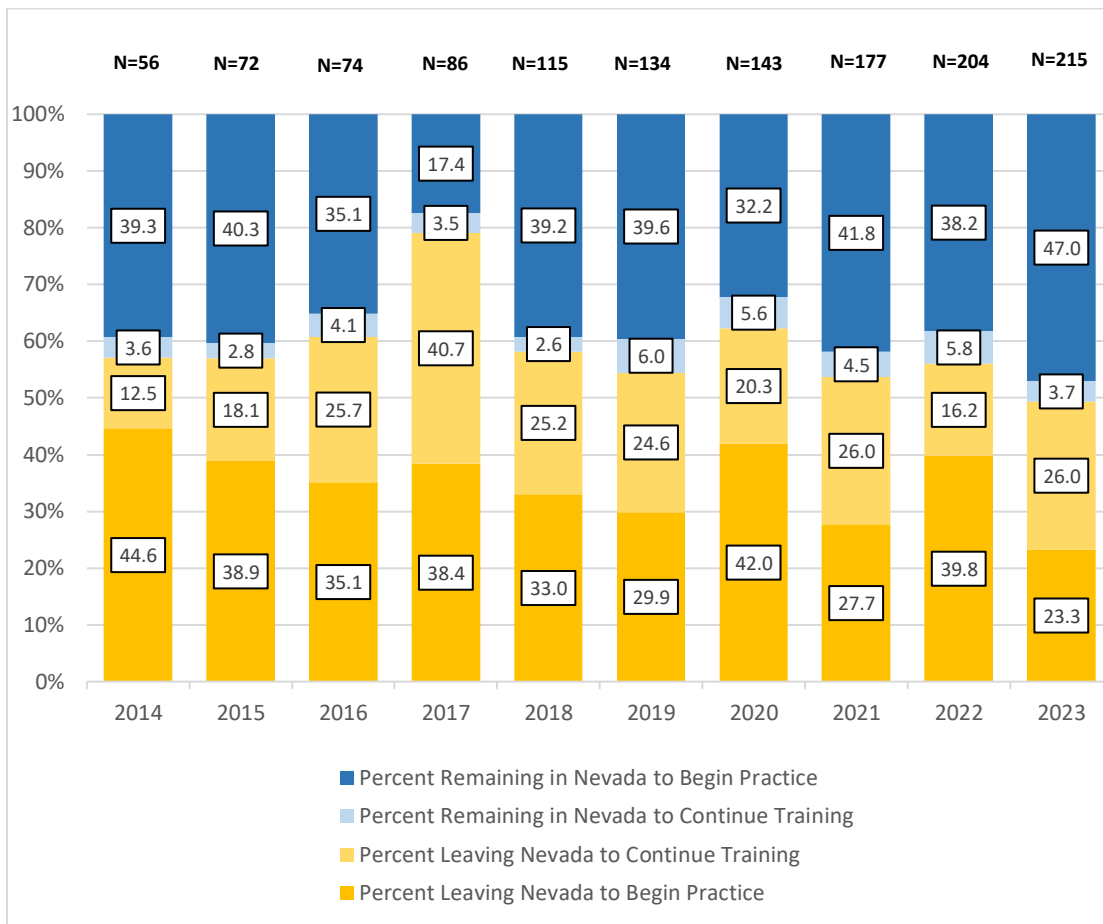


Figure 11 highlights that the number of physicians completing GME in northern Nevada grew from 24 graduates in 2014 to 54 graduates in 2023, a growth rate of 125.0%. Over the past decade, the percent of physicians who remained in Nevada to begin practice or continue training ranged from a low of 32.0% in 2022 to a high of 59.4% in 2015. In 2023, only 9.3% of graduates remained in Nevada to pursue additional training, as compared to 18.5% who left the state to pursue fellowships or additional subspecialty training. The trend set in 2022 of more graduates in northern Nevada leaving the state to begin practicing continued in 2023.

**Figure 11: Employment, Training, and Location Plans of GME Graduates in Northern Nevada – 2014 to 2023**

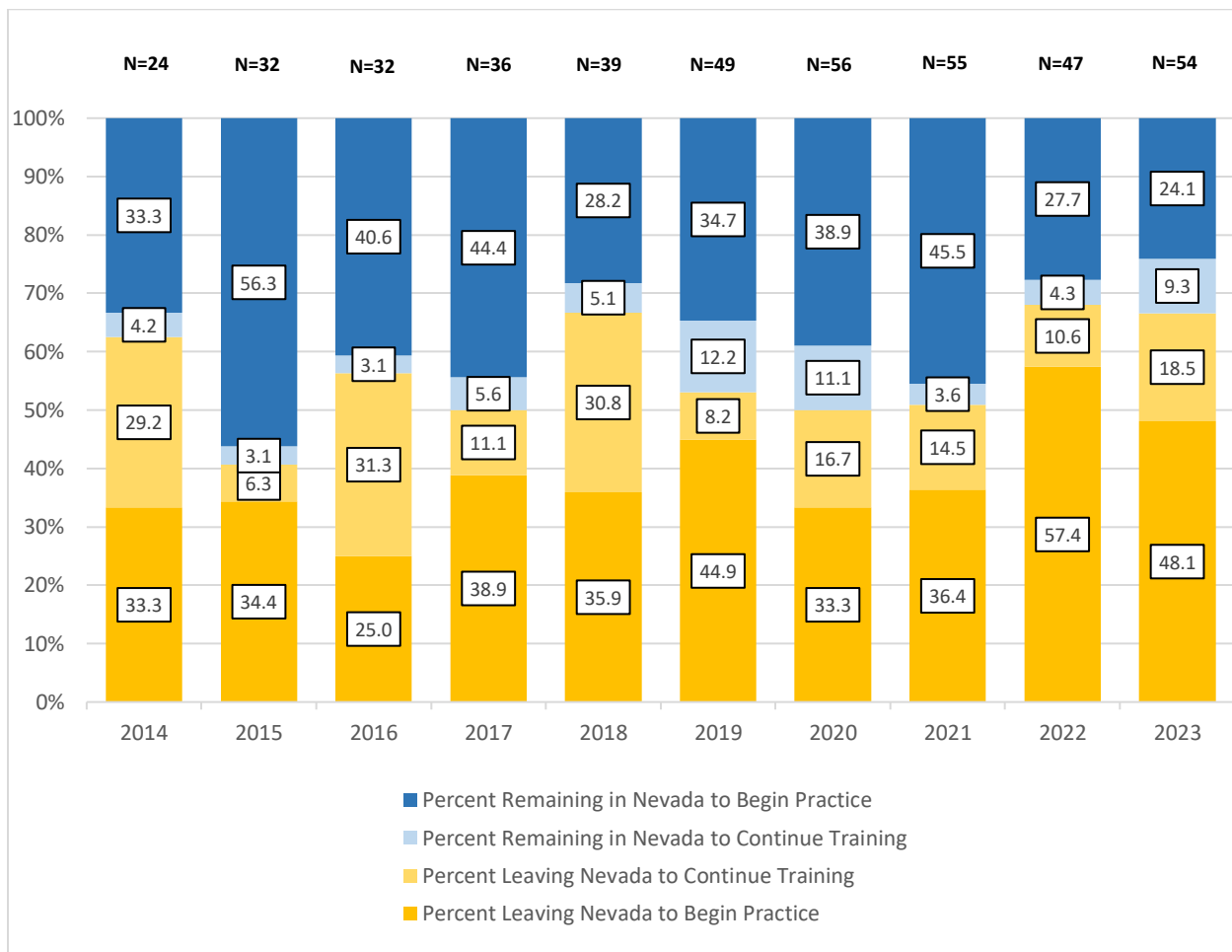


Figure 12 highlights that the number of physicians completing primary care GME programs (family medicine, internal medicine, and pediatrics) in Nevada grew from 47 graduates in 2014 to 135 graduates in 2023, a growth rate of 187.2%. The number of surveyed graduates in southern Nevada grew from 28 to 95, a growth rate of 239.3%. The number of surveyed graduates in northern Nevada grew from 19 to 40, a growth rate of 110.5%.

**Figure 12: GME Graduates in Nevada: Primary Care – 2014 to 2023**

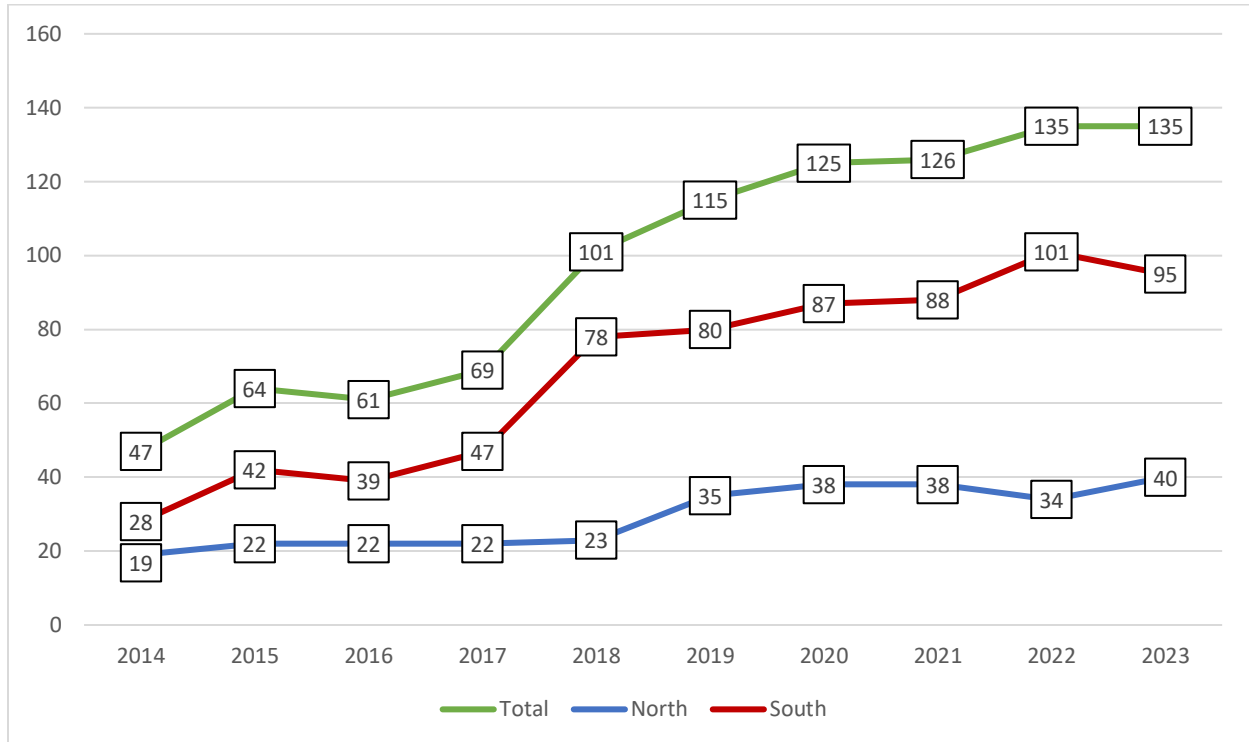


Figure 13 highlights the distribution of residents and fellows completing medical and surgical GME programs in Nevada. Graduates in Nevada grew from 33 in 2014 to 134 in 2023, a growth rate of 306.1%. The number of graduates in southern Nevada grew from 28 in 2014 to 120 in 2023, a growth rate of 328.6%. The number of graduates in northern Nevada grew from 5 to 14, a growth rate of 180.0%.

**Figure 13: GME Graduates in Nevada: Medical and Surgical Specialties – 2014 to 2023**

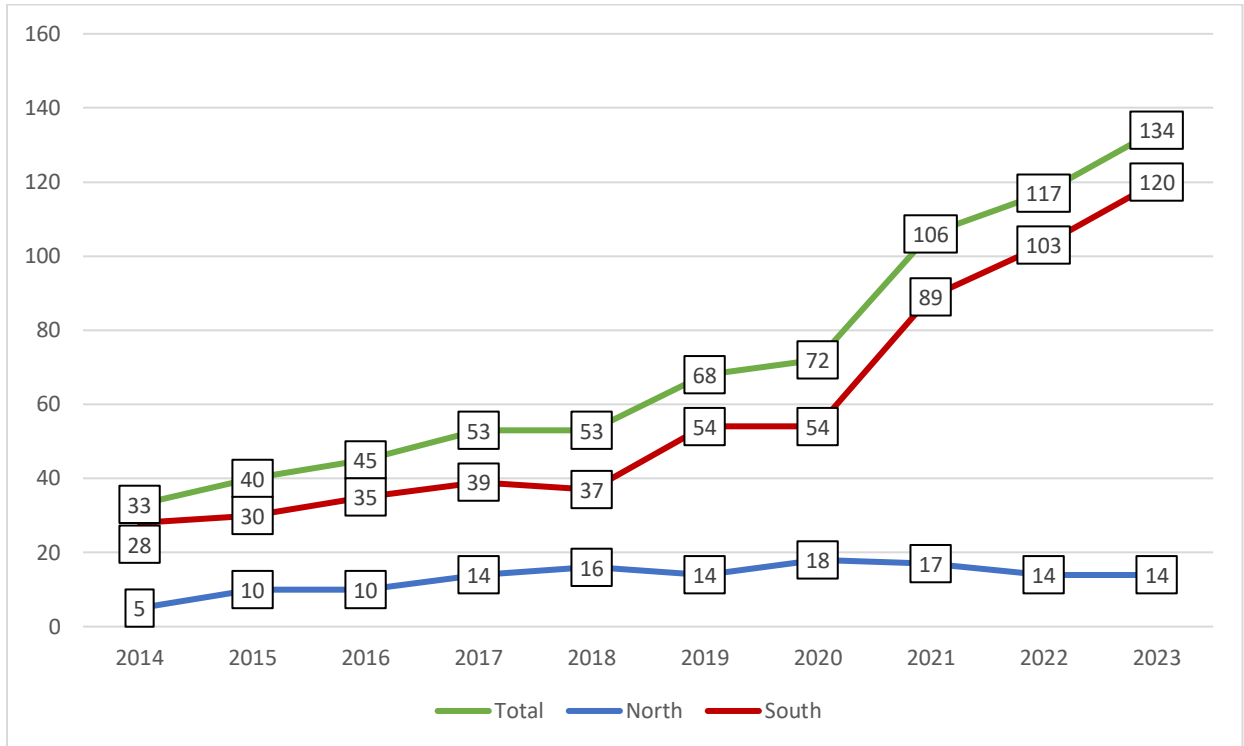


Figure 14 highlights that the number of physicians completing primary care residency programs (family medicine, internal medicine, and pediatrics) in Nevada grew from 47 graduates in 2014 to 135 graduates in 2023, a growth rate of 187.2%. Over the past decade, the percent of primary care physicians who remained in Nevada to begin practice or continue training ranged from a low of 16 (34.1%) in 2014 to high of 66 (48.9%) in 2023. In 2023, 51.1% who left the state to begin practice or pursue additional training. The majority of primary care GME graduates over ten years have consistently left the state for sub-specialty training and practice opportunities that are limited in Nevada.

**Figure 14: Employment, Training, and Location Plans of GME Graduates Completing Primary Care Residency Programs in Nevada – 2014 to 2023**

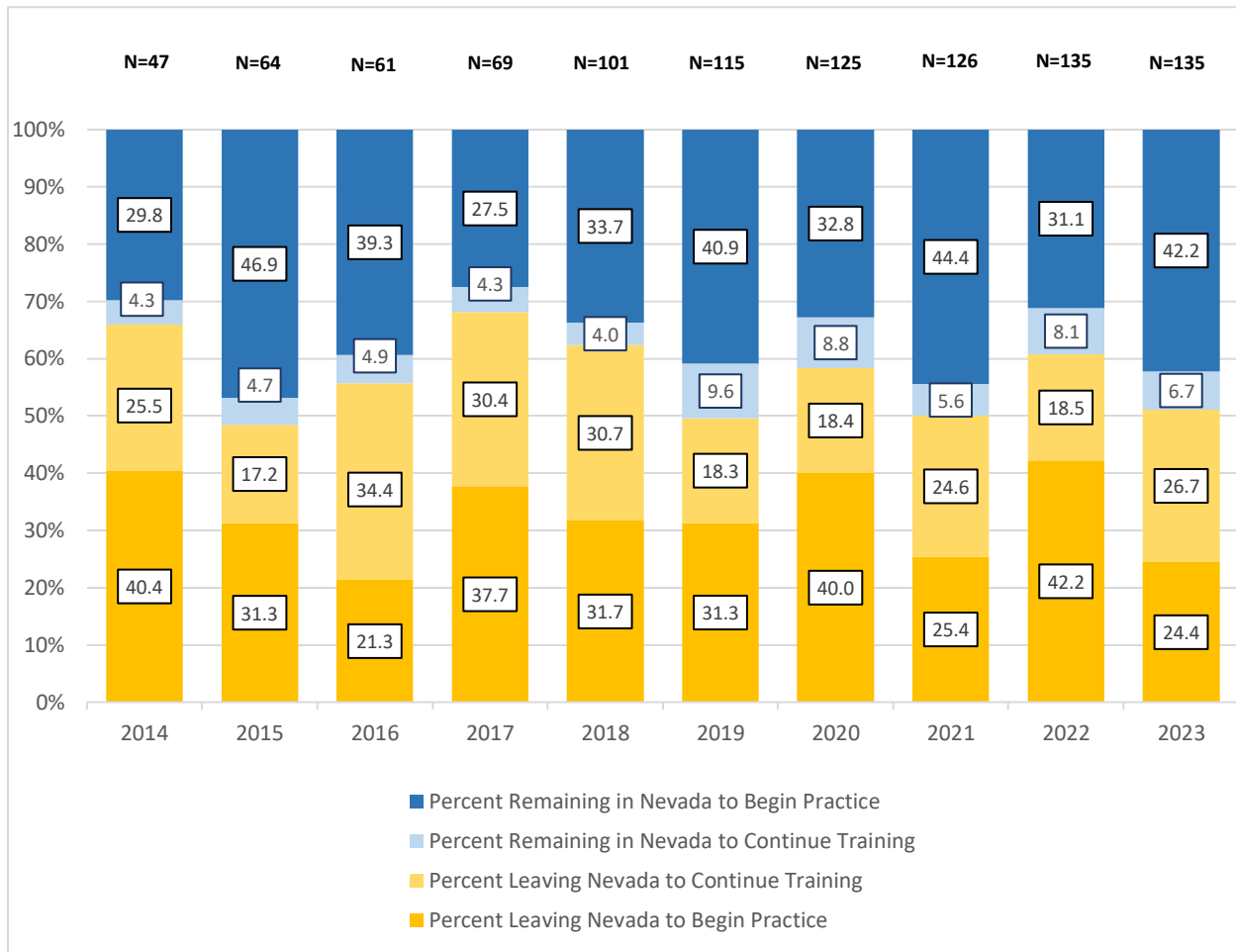


Figure 15 highlights that the number of physicians completing primary care residency programs in southern Nevada grew from 28 graduates in 2014 to 95 graduates in 2023, a growth rate of 239.3%. Over the past decade, the percent of primary care physicians who remained in Nevada to begin practice or continue training ranged from 23.4% in 2017 to 56.8% in 2023. In 2023, 43.2% who left the state to begin practice or pursue additional training. In 2017, 76.6% left Nevada for work or additional training and in 2023, only 27.4% left Nevada for additional training.

**Figure 15: Employment, Training, and Location Plans of GME Graduates Completing Primary Care Residency Programs in Southern Nevada – 2014 to 2023**

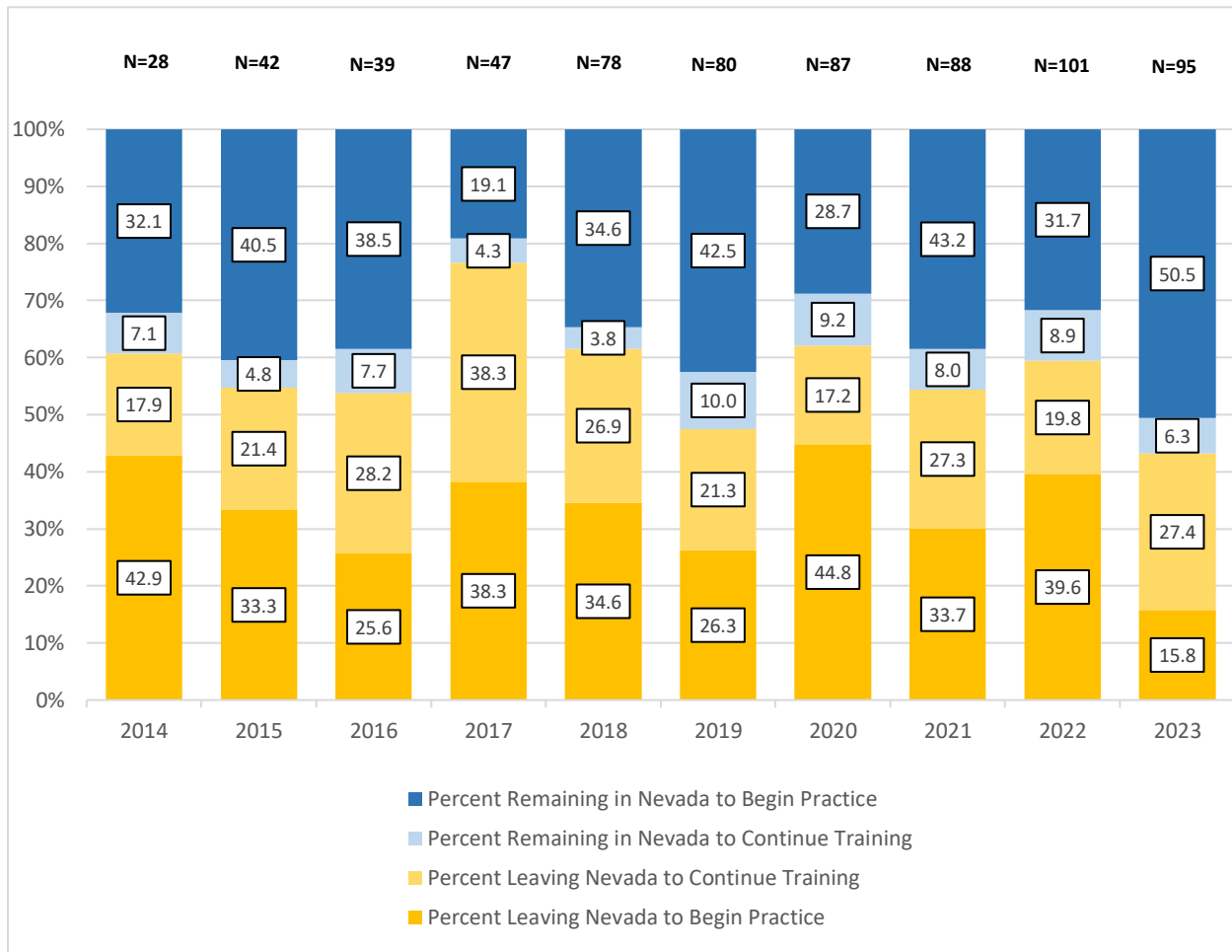


Figure 16 highlights that the number of physicians completing primary care residency programs (family medicine, internal medicine, and pediatrics) in northern Nevada grew from 19 graduates in 2014 to 40 graduates in 2023, a growth rate of 110.5%. Over the past decade, the percent of primary care physicians who remained in Nevada to begin practice or continue training ranged from 26.3% in 2014 to 63.6% in 2015. In 2023, 30.0% of primary care physicians remained in Nevada, as compared to 70.0% who left the state to begin practice or pursue additional training.

**Figure 16: Employment, Training, and Location Plans of GME Graduates Completing Primary Care Residency Programs in Northern Nevada – 2014 to 2023**

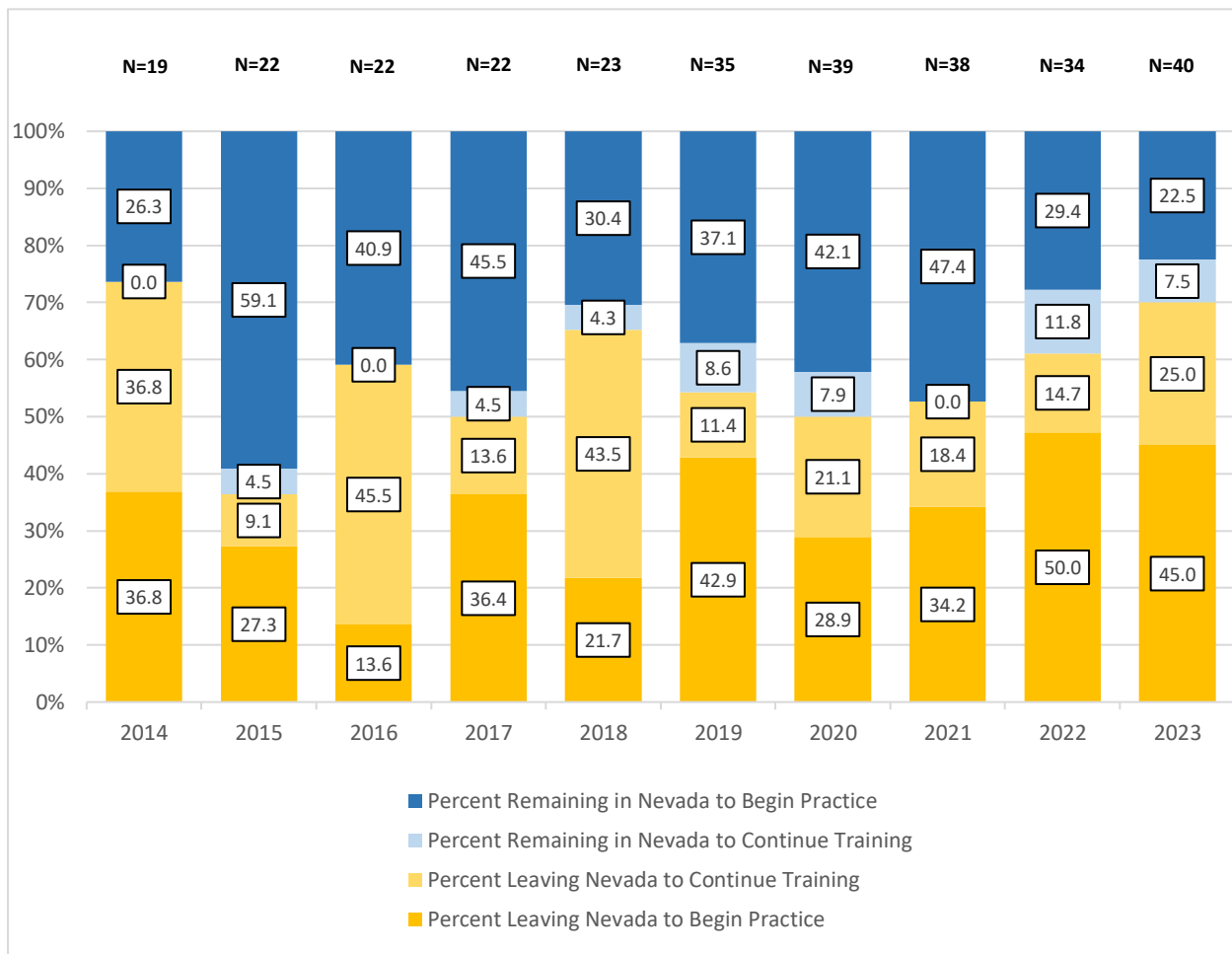


Figure 17 provides data on employment barriers facing physicians in the Nevada job market as reported by GME graduates in 2023. The top barrier was unique to each section of retention. GME graduates leaving northern Nevada reported ability to manage student loans and quality of life as the top barriers. GME graduates leaving southern Nevada reported quality of life and starting salary or compensation as the top employment barriers.

**Figure 17: Employment Barriers in the Current Nevada Job Market Reported by GME Graduates – 2023**

Remaining in Northern Nevada	Remaining in Southern Nevada
<ol style="list-style-type: none"> <li>1. Quality of life (44.4%)</li> <li>2. Starting salary or compensation (27.8%)</li> <li>3. Lack of desirable shifts (27.8%)</li> <li>4. Lack of jobs in specialty areas (22.2%)</li> <li>5. Ability to manage student loans (22.2%)</li> </ol> <p>n=18</p>	<ol style="list-style-type: none"> <li>1. Starting salary or compensation (36.7%)</li> <li>2. Ability to manage student loans (34.8%)</li> <li>3. Quality of life (23.8%)</li> <li>4. Licensing issues (20.2%)</li> <li>5. Credentialing issues (19.3%)</li> </ol> <p>n=109</p>
Leaving Northern Nevada	Leaving Southern Nevada
<ol style="list-style-type: none"> <li>1. Ability to manage student loans (45.1%)</li> <li>2. Quality of life (36.1%)</li> <li>3. Starting salary or compensation (30.6%)</li> <li>4. Credentialing issues (27.8%)</li> <li>5. Lack of jobs in specific region (25.0%)</li> </ol> <p>n=36</p>	<ol style="list-style-type: none"> <li>1. Quality of life (34.9%)</li> <li>2. Starting salary or compensation (34.9%)</li> <li>3. Ability to manage student loans (27.5%)</li> <li>4. Lack of desirable shifts (17.0%)</li> <li>5. Lack of jobs in specialty areas (13.2%)</li> </ol> <p>n=106</p>

Note: Responses were summarized from Q27, “Which of the following best describes employment barriers in the current job market in Nevada for graduating physicians? Check all that apply.”

Figure 18 provides information on incentives offered by employers as reported by physicians completing GME programs in 2023. Starting salary was identified as a top incentive regardless of whether or not a graduate remained in or left Nevada.

**Figure 18: Employment Incentives Reported by GME Graduates – 2023**

Remaining in Northern Nevada	Remaining in Southern Nevada
<ol style="list-style-type: none"> <li>1. Starting salary or compensation (50.0%)</li> <li>2. Sign-on bonuses (50.0%)</li> <li>3. Career development opportunities, e.g. CME (38.9%)</li> <li>4. Income guarantees (33.3%)</li> <li>5. Educational loan repayment (22.2%)</li> </ol> <p style="text-align: center;">n=18</p>	<ol style="list-style-type: none"> <li>1. Starting salary or compensation (35.8%)</li> <li>2. Career development opportunities, e.g. CME (32.1%)</li> <li>3. Sign-on bonus (26.6%)</li> <li>4. Income guarantees (23.8%)</li> <li>5. Educational loan repayment (11.9%)</li> </ol> <p style="text-align: center;">n=109</p>
Leaving Northern Nevada	Leaving Southern Nevada
<ol style="list-style-type: none"> <li>1. Starting salary or compensation (50.0%)</li> <li>2. Income guarantees (44.4%)</li> <li>3. Career development opportunities, e.g. CME (38.9%)</li> <li>4. Relocation allowances (38.8%)</li> <li>5. Sign-on bonus (33.3%)</li> </ol> <p style="text-align: center;">n=36</p>	<ol style="list-style-type: none"> <li>1. Starting salary or compensation (34.9%)</li> <li>2. Relocation allowance (34.0%)</li> <li>3. Sign-on bonus (29.2%)</li> <li>4. Income guarantees (28.3%)</li> <li>5. Career development opportunities, e.g. CME (24.5%)</li> </ol> <p style="text-align: center;">n=106</p>

Note: Responses were summarized from Q32, “Please identify all the incentives you received for accepting your new job. Check all that apply.”

Figure 19 provides data on factors influencing GME graduates’ decision to remain in or leave Nevada. Family and availability of fellowship opportunities were key factors identified by graduates regardless of whether they stayed in or left northern Nevada. Graduates leaving southern Nevada reported that leaving had to do more with fellowship training than salary or ability to find a job.

**Figure 19: Factors Influencing GME Graduates’ Decision to Remain in Nevada – 2023**

Remaining in Northern Nevada	Remaining in Southern Nevada
<ol style="list-style-type: none"> <li>1. Family in Nevada (38.9%)</li> <li>2. Quality of life (16.7%)</li> <li>3. Family not in Nevada (16.7%)</li> <li>4. Salary or compensation (11.1%)</li> <li>5. Ability to find a job (5.6%)</li> <li>6. Never intended to practice (5.0%)</li> </ol> <p style="text-align: center;">n=18</p>	<ol style="list-style-type: none"> <li>1. Family in Nevada (20.2%)</li> <li>2. Starting salary or compensation (12.8%)</li> <li>3. Quality of life (11.0%)</li> <li>4. Ability to find a job (11.0%)</li> <li>5. Fellowship availability (8.3%)</li> </ol> <p style="text-align: center;">n=109</p>
Leaving Northern Nevada	Leaving Southern Nevada
<ol style="list-style-type: none"> <li>1. Quality of life (18.8%)</li> <li>2. Family (12.5%)</li> <li>3. Ability to find a job (12.5%)</li> <li>4. Practice setting (10.0%)</li> <li>5. Never intended to practice in Nevada (6.3%)</li> </ol> <p style="text-align: center;">n=36</p>	<ol style="list-style-type: none"> <li>1. Fellowship or training (29.2%)</li> <li>2. Family in a different state (24.5%)</li> <li>3. Practice setting (9.4%)</li> <li>4. Quality of life (6.6%)</li> <li>5. Never intended to practice in Nevada (5.7%)</li> </ol> <p style="text-align: center;">N=106</p>

Note: Answers were summarized from Q36, “What is the most important factor that influenced your decision to remain in or leave Nevada?”

### Appendix A: Profile of Nevada GME Graduates in 2023

Indicator	Northern Programs		Southern Programs		Total	
	Number	Percent	Number	Percent	Number	Percent
Male	35	71.4	96	54.2	131	58.0
Female	14	28.6	81	45.8	95	42.0
US Medical Graduate (USMG)	39	78.0	146	80.2	185	79.7
International Medical Graduate (IMG)	11	22.0	36	19.8	47	20.3
Speak language in addition to English	31	22.1	109	77.9	140	52.0
Allopathic Physicians (MDs)	47	87.0	103	48.8	150	56.6
Osteopathic Physicians (DOs)	5	9.3	105	49.8	110	41.5
MBBS	2	3.7	3	1.4	5	1.9
Resident	45	83.3	178	82.8	223	82.9
Fellow	9	16.6	37	17.2	46	17.1
Physicians with Debt	34	72.3	145	81.1	179	79.3
Physicians with No Debt	13	27.7	34	18.9	47	20.7
Average Debt (\$) for all graduates	205,815	–	222,734	–	219,338	–
Average Salary (\$) for all graduates	169,779	–	157,001	–	159,658	–
Average Debt (\$) for those with debt	336,788	–	336,558	–	336,601	–
Average Salary (\$) for those with debt	228,018	–	244,425	–	240,597	–

Note: Most of the data in this table was derived from those residents and fellows who responded to the survey. “MBBS” refers to the Bachelor of Medicine and Bachelor of Surgery degree.



## Appendix B: Online Questionnaire – Nevada GME Survey 2023

Since 2004, the Nevada Health Workforce Research Center has coordinated the Nevada Graduate Medical Education Graduation Survey. The survey is administered to physicians completing residencies and fellowships in Nevada. The survey assesses the future employment and continuing educational plans of graduating residents and fellows. Please complete the survey if you are graduating at any point in 2023. This survey takes approximately 10 minutes to complete. If you have any questions, please contact Tabor Griswold, PhD at [tgriswold@med.unr.edu](mailto:tgriswold@med.unr.edu)

### Program Location

Q1. Indicate the type of GME training you are completing this year.

- Residency
- Fellowship [If YES, skip to Q3]

Q2. If you chose residency, what is the name of the residency from which you are graduating?

- Anesthesiology
- Emergency Medicine
- Family Medicine
- Family Medicine – Rural (Elko)
- Family Medicine – Rural (Winnemucca)
- General Surgery
- Internal Medicine
- Internal Medicine – Primary Care
- Neurology
- Obstetrics and Gynecology
- Orthopedic Surgery
- Otolaryngology – Head and Neck Surgery
- Pediatric Medicine
- Physical Medicine and Rehabilitation
- Plastic Surgery – Integrated
- Psychiatry
- Other: \_\_\_\_\_ [text]

Q3. If you chose fellowship, what is the name of the fellowship from which you are graduating?

- AN – Critical Care
- EM – EMS Disaster Medicine
- EM – Ultrasound
- FM – Obstetrics
- FM – Sports Medicine
- FM – Urgent Care
- IM – Cardiovascular Disease
- IM – Endocrinology
- IM – Gastroenterology
- IM – Geriatric Medicine
- IM – Hospice & Palliative Medicine
- IM – Pulmonary Critical Care Medicine
- OBG – Minimally Invasive Gynecologic Surgery
- Orthopedic Sports Medicine
- Orthopedic Trauma
- Otolaryngology
- Pediatric Emergency Medicine
- Psychiatry – Addiction Medicine
- Psychiatry – Child and Adolescent
- Psychiatry – Forensic
- Surgery – Acute Care
- Surgery – Critical Care
- Other: \_\_\_\_\_ [text box]

Q4. Which hospital or clinic was your primary training location during your GME program?

Facility Name: \_\_\_\_\_ [from dropdown list]

Q5. Who is the sponsoring institution for your program?

- Barton Health GME
- Southern Nevada Health Dept GME
- Sunrise Health GME Consortium
- University of Nevada, Las Vegas School of Medicine GME
- University of Nevada, Reno School of Medicine GME
- Valley Health System GME
- Valley Hospital/OPTI West GME

Q6. In which county did you spend the majority of your time during your program?

- County: \_\_\_\_\_ [from dropdown list]

**Demographics**

Q7. What is your year of birth? \_\_\_\_\_ [from dropdown list]

Q8. What is your sex? \_\_\_\_\_ [from dropdown list]

Q9. What is your citizenship status?

- H-1, H-2, H-3 (temporary worker)

- J-1, J-2 (exchange visitor)
- Native born U.S. citizen
- Naturalized citizen
- Permanent resident

Q10. Do you speak a language other than English? Check all that apply.

- Spanish
- Tagalog
- Chinese
- Other: \_\_\_\_\_ [text box]

Q11. Did you live in the United States when you graduated from high school? \_\_\_\_\_ [from dropdown list]

Q11. Where did you live when you graduated from high school?

- City: \_\_\_\_\_ [text box]
- State: \_\_\_\_\_ [text box]

Q12. In what year did you graduate from medical school? \_\_\_\_\_ [from dropdown list]

Q13. How many years have you been in Nevada?

- Three years or less
- More than three years and less than six years
- Six or more years

### Education

Q14. From which medical school did you graduate?

- Institution Name: \_\_\_\_\_ [text box]
- State: \_\_\_\_\_ [text box]
- Country: \_\_\_\_\_ [text box]

Q15. Which is your degree?

- M.D.
- D.O.
- M.B.B.S.

### Debt

Q16. Do you have educational debt?

- Yes [if YES, answer Q15]
- No [if NO, skip to Q16]

Q17. Please estimate your current educational debt? (Dollars, e.g., 100000) \_\_\_\_\_ [text box]

### Scholarly Activity and Research

Q18. If part of your GME training included scholarly activity or research, which of the following best describes your work? Check all that apply.

- Attended a regional or national medical conference
- Conducted a case report and a poster presentation at a regional or national conference
- Conducted a literature review in support of a research project, didactic, journal club, or patient support group
- Conducted an original research project with a poster presentation at a regional or national conference
- Led or participated in a QI/QA project
- Published an original research article in a peer review scientific journal
- Received a grant award as a principal investigator or co-investigator
- Submitted a grant proposal as a principal investigator or a co-investigator
- Wrote a book chapter in a textbook related to medicine
- Not applicable, I did not undertake any scholarly activity or research

Q19. What was the topic(s) of your scholarly activity or research? \_\_\_\_\_ [text box]

### Employment Search

Q20. As you were completing your residency or fellowship, did you conduct an employment search?

- Yes, I was offered and accepted employment after conducting a search
- Yes, but I have not been offered employment
- Yes, but I have decided to pursue additional training or a fellowship
- No, I was offered and accepted employment without conducting a search
- No, I am pursuing additional training or a fellowship
- No, I am not looking for employment or pursuing additional training

Q21. At what point in your residency or fellowship did you begin to actively explore employment opportunities, such as obtaining job information or arranging interviews with prospective employers?

- Currently exploring employment opportunities
- 2 to 5 months before graduation
- 6 to 12 months before graduation
- More than 1 year before graduation

Q22. Please indicate how actively you have searched for employment?

- Very actively
- Actively
- Somewhat actively
- Not actively at all

Q23. In your opinion, what is the best source of information regarding employment opportunities?

- Current employer
- Internet/online advertising or classified ads
- Newspaper advertising or classified ads
- Personal networking or peers
- Physician recruiters
- Professional journal advertising
- Recruitment fair
- State or local medical association
- Your specific GME program

Q24. What is your overall assessment of practice opportunities in your specialty in Nevada?

- There are many jobs
- There are some jobs
- There are few jobs
- I don't know

Q25. What is your overall assessment of practice opportunities in your specialty nationally?

- There are many jobs
- There are some jobs
- There are few jobs
- I don't know

Q26. How many job offers did you received in your specialty in the past twelve months? Please exclude fellowships, chief residency, and other training positions.

- No – I have received no job offers
- Yes – I have received 1 to 5 job offers
- Yes – I have received more than 5 job offers

Q27. Which of the following best describes employment barriers in the current job market in Nevada for graduating physicians? Check all that apply.

- Ability to manage student loans and debt
- Credentialing issues
- Lack of desirable shifts
- Lack of employment opportunities for spouse or partner
- Lack of experience
- Lack of full-time positions
- Lack of jobs in specialty areas
- Lack of jobs in specific region
- Lack of jobs that meet visa requirements
- Licensing issues
- Starting salary or compensation
- Other, please specify: \_\_\_\_\_ [text box]

**Additional Training or a Fellowship**

Q28. What additional training or fellowship are you pursuing, e.g. type of fellowship program? \_\_\_\_\_ [text box]

Q29. Are you leaving Nevada to pursue additional training or a fellowship?

- Yes
- No

Q30. If you chose yes, why are you leaving Nevada to pursue additional training or a fellowship?

- Additional training and fellowship opportunities in my field in Nevada are inadequate or in short supply
- Additional training and fellowship opportunities in my field do not exist in Nevada
- Other, please specify: \_\_\_\_\_ [text box]

Q31. What fellowship are you entering? \_\_\_\_\_

Q32. Which institution is sponsoring your fellowship? \_\_\_\_\_

Q33. City of fellowship program \_\_\_\_\_

**Employment**

Q31. Upon completion of your current GME training, which of the following best describes your employment position or anticipated position?

- Patient care, office-based
- Patient care, hospital-based
- Administration
- Medical teaching and research
- Other, please specify: \_\_\_\_\_ [text box]

Q32. Please identify all the incentives you received for accepting your new job. Check all that apply.

- Career development opportunities, e.g. CME
- Educational loan repayment
- H-1 visa sponsorship
- Income guarantees
- J-1 visa waiver
- On-call payments
- Relocation allowances
- Sign-on bonus
- Starting salary
- Other, please specify: \_\_\_\_\_ [text box]

Q33. Will you be employed or anticipate being employed in Nevada?

- Yes
- No

Q34. In which county of Nevada will you be primarily employed or anticipate being employed?

County: \_\_\_\_\_ [from dropdown list]

Q35. In which state or territory in the U.S. did you accept employment?

State or territory: \_\_\_\_\_ [from dropdown list]

Q36. What is the most important factor that influenced your decision to remain in or leave Nevada?

- Ability to find a job
- Availability of free time
- Dealing with managed care requirements
- Dealing with Medicare and Medicaid requirements
- Educational debt
- Electronic health records and administrative tasks
- Enough work to support self or family
- Family in Nevada
- Fellowship availability
- Health care reform or efforts to repeal health care reform
- Incomplete training or experience
- Medical liability and insurance costs
- Never intended to practice in Nevada
- Practice setting
- Quality of life
- Salary/compensation
- Other, please specify: \_\_\_\_\_ [text box]

Q37. Would you mind sharing your starting salary? All results will be kept confidential and used to better understand employment opportunities for physicians in Nevada. (Dollars, e.g. 100000). \_\_\_\_\_ [text box]

#### Final Comments

Q38. What part of your training had the most important impact on your decision to stay or leave, regardless of whether you plan to stay in Nevada or relocate to another state after completing your current residency or fellowship? \_\_\_\_\_ [text box]

Q39. Do you have any comments about the development of the physician workforce in Nevada? \_\_\_\_\_ [text box]

#### Thank you for completing the survey!

If you have any questions about this survey and its findings, please contact Tabor Griswold, PhD, Office of Statewide Initiatives, [tgriswold@med.unr.edu](mailto:tgriswold@med.unr.edu). If you want additional information on research undertaken by the Nevada Health Workforce Research Center and the Office of Statewide Initiatives, please visit <https://med.unr.edu/statewide/reports>.



## Appendix C: Residency and Fellowship Programs in Nevada Accredited by the Accreditation Council for Graduate Medical Education (ACGME) – June 2023

### Northern Nevada GME Programs

UNR Medicine GME Programs	Approved Slots	Filled Slots	Percent Filled	PGY1	PGY2	PGY3	PGY4	PGY5	PGY6	PGY7
<b>UNR Residency Programs</b>										
Family Medicine – Reno	40	30	77.5	9	8	11	2			
Family Medicine – Rural Training Track, Elko	0	2	0.0	0	0	2				
Internal Medicine	82	66	80.5	18	24	24				
Pediatric Medicine	12	4	33.3	4	0	0				
Psychiatry	24	22	91.7	6	6	5	5			
<b>Subtotal – UNR Residency Programs</b>	<b>158</b>	<b>124</b>	<b>78.5</b>	<b>37</b>	<b>38</b>	<b>42</b>	<b>7</b>			
<b>UNR Fellowship Programs</b>										
Family Medicine – Sports Medicine	2	2	100.0				2			
Internal Medicine – Geriatric Medicine	5	1	20.0				1			
Internal Medicine – Hospice and Palliative Medicine	4	2	50.0				2			
Psychiatry – Child and Adolescent	4	4	100.0					2	2	
<b>Subtotal – UNR Fellowship Programs</b>	<b>15</b>	<b>9</b>	<b>60.0</b>				<b>5</b>	<b>2</b>	<b>2</b>	
<b>Total – UNR Med GME Programs</b>	<b>173</b>	<b>133</b>	<b>76.9</b>	<b>37</b>	<b>38</b>	<b>42</b>	<b>12</b>	<b>2</b>	<b>2</b>	

Barton Health/Lake Tahoe Orthopaedic Program	Approved Slots	Filled Slots	Percent Filled	PGY1	PGY2	PGY3	PGY4	PGY5	PGY6	PGY7
Lake Tahoe Orthopaedic Sports Medicine Fellowship	2	2	100.0						2	

### Southern Nevada GME Programs

UNLV Medicine GME Programs	Approved Slots	Filled Slots	Percent Filled	PGY1	PGY2	PGY3	PGY4	PGY5	PGY6	PGY7
<b>UNLV Residency Programs</b>										
Emergency Medicine	36	32	88.9	12	10	10				
Family Medicine	15	15	100.0	5	5	5				
Family Medicine Rural Program – Winnemucca	6	6	100.0	2	2	2				
Internal Medicine	82	71	86.6	26	23	22				
Obstetrics and Gynecology	24	24	100.0	6	6	6	6			
Orthopaedic Surgery	20	20	100.0	4	4	4	4	4		
Otolaryngology – Head and Neck Surgery	8	6	75.0	1	2	1	1	1		
Pediatrics	39	40	102.6	10	10	10	10			
Plastic Surgery – Integrated	6	4	66.7	1	1	1	1	0		
Psychiatry	40	38	95.0	10	10	10	8			
Surgery – General	29	28	96.6	9	5	6	4	4		
<b>Subtotal – UNLV Residency Programs</b>	<b>305</b>	<b>284</b>	<b>93.1</b>	<b>86</b>	<b>78</b>	<b>77</b>	<b>34</b>	<b>9</b>		

Graduate Medical Education Trends in Nevada – 2023

UNLV Fellowship Programs	Approved Slots	Filled Slots	Percent Filled	PGY1	PGY2	PGY3	PGY4	PGY5	PGY6	PGY7
Emergency Medicine – Pediatric	6	6	100.0				2	2	2	
Family Medicine – Sports Medicine	1	1	100.0				1			
Internal Medicine – Cardiovascular Disease	9	9	100.0				3	3	3	
Internal Medicine – Endocrinology	4	4	100.0				2	2		
Internal Medicine – Gastroenterology	6	6	100.0				2	2	2	
Internal Medicine – Geriatric Medicine	2	1	50.0				1			
Internal Medicine – Pulmonary Disease & Critical Care PGY 4-6	9	10	111.1				4	3	3	
Internal Medicine – Critical Care Medicine ACGME PGY 4-5 track within PUD	6	6	100.0				3	3		
Orthopaedic Trauma	1	1	100.0						1	
Pathology – Forensic	2	1	50.0						2	
Psychiatry – Child and Adolescent	4	4	100.0				2	2		
Psychiatry – Forensic	1	1	100.0					1		
Surgery – Acute Care 7 <sup>th</sup> yr	5	5	100.0						5	
Surgery – Surgical Critical Care 6 <sup>th</sup> yr	5	5	100.0							5
<b>Subtotal – UNLV Fellowship Programs</b>	<b>61</b>	<b>60</b>	<b>98.4</b>				<b>20</b>	<b>18</b>	<b>16</b>	<b>5</b>
<b>Total – UNLV Medicine GME Programs</b>	<b>366</b>	<b>344</b>	<b>94.0</b>	<b>86</b>	<b>78</b>	<b>77</b>	<b>54</b>	<b>27</b>	<b>16</b>	<b>5</b>

Dignity Health St. Rose Dominican Hospitals	Approved Slots	Filled Slots	Percent Filled	PGY1	PGY2	PGY3	PGY4	PGY5	PGY6	PGY7
Family Medicine	24	8	33.3	8	0	0				
Internal Medicine	24	8	33.3	8	0	0				
Internal Medicine – Primary Care Track	12	4	33.3	4	0	0				
<b>Total – Dignity Health St. Rose Dominican Hospitals</b>	<b>60</b>	<b>20</b>	<b>33.3</b>	<b>20</b>	<b>0</b>	<b>0</b>				

Sunrise Health GME Consortium	Approved Slots	Filled Slots	Percent Filled	PGY1	PGY2	PGY3	PGY4	PGY5	PGY6	PGY7
<b>Sunrise Health Residency Programs</b>										
Anesthesiology	32	32	100.0	8	8	8	8			
Emergency Medicine	33	33	100.0	11	11	11				
Family Medicine	24	24	100.0	8	8	8				
Internal Medicine	66	66	100.0	22	22	22				
Neurology	12	9	75.0	3	3	3	0			
Obstetrics and Gynecology	16	16	100.0	4	4	4	4			
Physical Medicine and Rehabilitation	15	18	120.0	0	6	6	6			
Psychiatry	16	16	100.0	4	4	4	4			
Radiology – Diagnostic	20	20	100.0		5	5	5	5		
Surgery – General	28	20	71.4	4	4	4	4	4		
<b>Subtotal – Sunrise Health Residency Programs</b>	<b>262</b>	<b>254</b>	<b>96.9</b>	<b>64</b>	<b>75</b>	<b>75</b>	<b>31</b>	<b>9</b>		

Graduate Medical Education Trends in Nevada – 2023

Sunrise Health Fellowship Programs										
Anesthesia – Critical Care Medicine	3	3	0.0					3		
Family Medicine – Addiction Medicine	4	3	75.0				3			
Internal Medicine – Endocrinology	4	4	100.0				2	2		
Internal Medicine – Gastroenterology	9	9	100.0				3	3	3	
Internal Medicine – Infectious Disease	4	0	0.0				2	2		
Physical Med & Rehab – Pain Medicine	2	2	0.0				2			
<b>Subtotal – Sunrise Health Fellowship Programs</b>	<b>26</b>	<b>16</b>	<b>61.5</b>				<b>12</b>	<b>10</b>	<b>3</b>	
<b>Total – Sunrise Health GME Programs</b>										
	<b>288</b>	<b>270</b>	<b>93.8</b>	<b>64</b>	<b>75</b>	<b>75</b>	<b>43</b>	<b>19</b>	<b>3</b>	

OPTI West/Valley Hospital GME Consortium	Approved Slots	Filled Slots	Percent Filled	PGY1	PGY2	PGY3	PGY4	PGY5	PGY6	PGY7
OPTI West/Valley Hospital Residency Programs										
Family Medicine	15	15	100.0	5	5	5				
Internal Medicine	45	45	100.0	15	15	15				
Neurology	8	8	100.0	2	2	2	2			
Orthopaedic Surgery	10	10	100.0	2	2	2	2	2		
Psychiatry	32	0	0.0	8	8	8	8			
<b>Subtotal – OPTI West/Valley Hosp Residency Programs</b>	<b>110</b>	<b>78</b>	<b>70.9</b>	<b>32</b>	<b>32</b>	<b>32</b>	<b>12</b>	<b>2</b>		
Fellowship Programs										
Internal Medicine – Gastroenterology	6	6	100.0				2	2	2	
Internal Medicine – Hospice and Palliative Medicine	3	3	100.0				3			
Internal Medicine – Pulmonary Dx & Critical Care Med	6	6	100.0				2	2	2	
<b>Subtotal – OPTI West/Valley Hosp Fellowship Program</b>	<b>18</b>	<b>18</b>	<b>100.0</b>				<b>7</b>	<b>4</b>	<b>4</b>	
<b>Total – OPTI West/Valley Hospital GME Programs</b>										
	<b>125</b>	<b>96</b>	<b>76.8</b>	<b>32</b>	<b>32</b>	<b>32</b>	<b>19</b>	<b>6</b>	<b>4</b>	

Southern Nevada Health District GME Programs	Approved Slots	Filled Slots	Percent Filled	PGY1	PGY2	PGY3	PGY4	PGY5	PGY6	PGY7
Public Health and General Preventive Medicine (inactive)	0	0	0.0		0	0				

Valley Health System GME Consortium	Approved Slots	Filled Slots	Percent Filled	PGY1	PGY2	PGY3	PGY4	PGY5	PGY6	PGY7
Valley Health System Residency Programs										
Emergency Medicine	24	16	66.7	8	8	0				
Family Medicine	30	29	96.7	10	9	10				
Internal Medicine	60	0	0.0	20	20	20				
Psychiatry	32	0	0.0	8	8	8	8			
Surgery – General	28	23	82.1	4	8	8	0	3		
<b>Total – Valley Health System GME Consortium</b>	<b>174</b>	<b>68</b>	<b>39.1</b>	<b>50</b>	<b>53</b>	<b>46</b>	<b>8</b>	<b>3</b>		

State of Nevada GME Programs	Approved Slots	Filled Slots	Percent Filled	PGY1	PGY2	PGY3	PGY4	PGY5	PGY6	PGY7
Residencies	1,069	828	77.5	289	276	272	92	23	0	
Fellowships	119	101	84.9				44	34	27	5
<b>Total</b>	<b>1,188</b>	<b>929</b>	<b>78.2</b>	<b>289</b>	<b>276</b>	<b>272</b>	<b>136</b>	<b>57</b>	<b>27</b>	<b>5</b>



## Appendix D: GME Graduates by Program in Nevada (Number) – 2014 to 2023

### Northern Nevada GME Programs

UNR Medicine GME Programs	2014	2015	2016	2017	2018	2019	2020	2021	2022	2023	Total
<b>UNR Residency Programs</b>											
Family Medicine – Reno	7	7	6	4	7	10	7	11	5	10	74
Family Medicine – Rural Training Track – Elko							2	2	2	2	8
Internal Medicine	12	15	16	18	16	21	26	20	23	28	195
Internal Medicine – Primary Care Track						4	4	5	3	0	16
Psychiatry	1	2	2	4	3	4	5	5	6	5	37
<b>Subtotal – UNR Residency Programs</b>	<b>20</b>	<b>24</b>	<b>24</b>	<b>26</b>	<b>26</b>	<b>39</b>	<b>44</b>	<b>43</b>	<b>39</b>	<b>45</b>	<b>330</b>
<b>UNR Fellowship Programs</b>											
Family Medicine – Sports Medicine	1	1	1	1	2	2	2	2	2	2	16
Internal Medicine – Geriatric Medicine	0	4	2	4	3	2	4	3	0	1	23
Internal Medicine – Hospice and Palliative Medicine	1	1	3	3	4	2	2	3	2	2	23
Psychiatry – Child and Adolescent	2	2	2	2	2	2	2	2	2	2	20
<b>Subtotal – UNR Fellowship Programs</b>	<b>4</b>	<b>8</b>	<b>8</b>	<b>10</b>	<b>11</b>	<b>8</b>	<b>10</b>	<b>10</b>	<b>6</b>	<b>7</b>	<b>82</b>
<b>Total – UNR Med GME Programs</b>	<b>24</b>	<b>32</b>	<b>32</b>	<b>36</b>	<b>37</b>	<b>47</b>	<b>54</b>	<b>53</b>	<b>45</b>	<b>52</b>	<b>412</b>
Barton Health/Tahoe Orthopedics and Sports Medicine	2014	2015	2016	2017	2018	2019	2020	2021	2022	2023	Total
Orthopaedic Sports Medicine Fellowship Program	N/A	N/A	N/A	N/A	2	2	2	2	2	2	12

### Southern Nevada GME Programs

UNLV Medicine GME Programs	2014	2015	2016	2017	2018	2019	2020	2021	2022	2023	Total
<b>UNLV Residency Programs</b>											
Emergency Medicine	7	10	10	10	6	11	9	10	10	10	93
Family Medicine	5	4	6	5	4	5	5	5	5	5	49
Family Medicine Rural Program – Winnemucca				1	2	2	2	2	2	2	13
Internal Medicine	12	21	21	25	19	19	23	22	22	21	205
Obstetrics and Gynecology	3	3	3	3	2	3	6	7	6	5	41
Orthopaedic Surgery								5	4	4	13
Otolaryngology – Head and Neck Surgery			1	1	1	1	1	1	1	1	8
Pediatrics	11	17	12	16	13	12	14	12	13	10	130
Plastic Surgery – Integrated	1	1	1	1	1	1	1	1	1	0	9
Psychiatry	3	3	4	6	5	8	5	9	8	8	59
Surgery – General	4	4	5	6	4	5	6	4	6	4	48
<b>Subtotal – UNLV Residency Programs</b>	<b>46</b>	<b>63</b>	<b>63</b>	<b>74</b>	<b>57</b>	<b>67</b>	<b>72</b>	<b>78</b>	<b>78</b>	<b>70</b>	<b>668</b>

Graduate Medical Education Trends in Nevada – 2023

UNLV Fellowship Programs	2014	2015	2016	2017	2018	2019	2020	2021	2022	2023	Total
Emergency Medicine – Pediatric										1	1
Emergency Medicine – Ultrasound (inactive)	1										1
Family Medicine – Obstetrics (inactive)			1								1
Family Medicine – Sports Medicine	1	2	2	1	1	1	1	3	2	1	15
Internal Medicine – Cardiovascular Disease				3	1	3	4	3	3	3	20
Internal Medicine – Endocrinology									2	2	4
Internal Medicine – Gastroenterology				2	2	0	2	2	2	2	12
Internal Medicine – Geriatric Medicine								1	1	0	2
Internal Medicine – Pulmonary Disease and Critical Care					4	3	2	6	3	6	24
Psychiatry – Child and Adolescent			2	0	1	1	0	2	2	2	10
Psychiatry – Forensic										0	0
Surgery – Acute Care	3	3	2	3	3	3	3	2	4	5	31
Surgery – Bariatric (inactive)	0	1									1
Surgery – Colon and Rectal (inactive)	1										1
Surgery – Critical Care	3	3	3	1	3	0	0	0	2	2	17
Surgery – Hand & Microsurgery	1	0	0	1	0	0	0	0	0	0	2
Surgery – Minimally Invasive Surgery (inactive)			1	1	0	2	2				6
Surgery – Orthopaedic Trauma									0	1	1
<b>Subtotal – UNLV Fellowship Programs</b>	<b>10</b>	<b>9</b>	<b>11</b>	<b>12</b>	<b>15</b>	<b>13</b>	<b>14</b>	<b>19</b>	<b>21</b>	<b>25</b>	<b>149</b>
<b>Total – UNLV Medicine GME Programs</b>	<b>56</b>	<b>72</b>	<b>74</b>	<b>86</b>	<b>72</b>	<b>80</b>	<b>86</b>	<b>97</b>	<b>99</b>	<b>95</b>	<b>817</b>

Dignity Health St. Rose Dominican Hospitals (San Martin)	2014	2015	2016	2017	2018	2019	2020	2021	2022	2023	Total
<b>Dignity Health Residency Programs</b>											
Family Medicine									0	0	0
Internal Medicine									0	0	0
<b>Subtotal – Dignity Residencies</b>									0	0	0
<b>Total – Dignity Health Residency Programs</b>									0	0	0

Sunrise Health GME Consortium	2014	2015	2016	2017	2018	2019	2020	2021	2022	2023	Total
<b>Sunrise Health Residency Programs</b>											
Anesthesiology								6	7	7	20
Emergency Medicine								9	8	11	28
Family Medicine							8	8	8	8	32
Internal Medicine					20	20	19	19	22	20	120
Neurology							0	0	0	0	0
Obstetrics and Gynecology							4	4	4	4	16
Physical Medicine and Rehabilitation									5	6	11
Psychiatry										3	3

Graduate Medical Education Trends in Nevada – 2023

Radiology – Diagnostic							0	0	0	0	0
Surgery – General							4	2	5	4	4
<b>Subtotal – Sunrise Health Residency Programs</b>					<b>20</b>	<b>24</b>	<b>33</b>	<b>51</b>	<b>58</b>	<b>63</b>	<b>249</b>
<b>Sunrise Health GME Consortium (continued)</b>											
Sunrise Health Fellowship Programs	2014	2015	2016	2017	2018	2019	2020	2021	2022	2023	Total
Anesthesiology – Critical Care Medicine									3	0	3
Internal Medicine – Endocrinology								0	2	2	4
Internal Medicine – Gastroenterology									3	2	5
Psychiatry – Addiction Medicine								0	1	1	2
<b>Subtotal – Sunrise Health Fellowship Programs</b>								<b>0</b>	<b>9</b>	<b>5</b>	<b>14</b>
<b>Total – Sunrise Health GME Programs</b>					<b>20</b>	<b>24</b>	<b>33</b>	<b>51</b>	<b>67</b>	<b>68</b>	<b>263</b>
<b>OPTI West/Valley Hospital GME Consortium</b>											
OPTI West/Valley Hospital Residency Programs	2014	2015	2016	2017	2018	2019	2020	2021	2022	2023	Total
Family Medicine					5	5	6	5	5	5	31
Internal Medicine					15	17	13	15	15	15	90
Neurology					2	2	3	2	2	2	13
Orthopaedic Surgery						2	2	2	2	2	10
<b>Subtotal – OPTI West/Valley Hospital Residency Programs</b>					<b>22</b>	<b>26</b>	<b>24</b>	<b>24</b>	<b>24</b>	<b>24</b>	<b>144</b>
<b>Fellowship Programs</b>											
Internal Medicine – Gastroenterology					1	2	1	2	2	2	10
Internal Medicine – Pulmonary Critical Care						2	0	3	2	2	9
<b>Subtotal – OPTI West/Valley Hospital Fellowship Programs</b>					<b>1</b>	<b>4</b>	<b>1</b>	<b>5</b>	<b>4</b>	<b>4</b>	<b>19</b>
<b>Total – OPTI West/Valley Hospital GME Programs</b>					<b>23</b>	<b>30</b>	<b>25</b>	<b>29</b>	<b>28</b>	<b>28</b>	<b>163</b>
<b>OPTI West/Nathan Adelson Programs</b>											
Hospice and Palliative Medicine	2014	2015	2016	2017	2018	2019	2020	2021	2022	2023	Total
										3	3
<b>Southern Nevada Health District GME Programs</b>											
Preventive Medicine	2014	2015	2016	2017	2018	2019	2020	2021	2022	2023	Total
							0	0	1	0	1
<b>Valley Health System GME Consortium</b>											
Valley Health System Residency Programs	2014	2015	2016	2017	2018	2019	2020	2021	2022	2023	Total
Emergency Medicine										8	8
Family Medicine									10	10	20
Surgery – General										3	3
<b>Subtotal – Valley Health System Residency Programs</b>									<b>10</b>	<b>21</b>	<b>31</b>
<b>Total – Valley Health System GME Consortium</b>									<b>10</b>	<b>21</b>	<b>31</b>



## Appendix E: GME Graduates by Program in Nevada (Number Retained) – 2014 to 2023

### Northern Nevada GME Programs

UNR Medicine GME Programs	2014	2015	2016	2017	2018	2019	2020	2021	2022	2023	Total
<b>UNR Residency Programs</b>											
Family Medicine – Reno	3	4	2	2	2	8	6	10	3	6	46
Family Medicine – Rural Training Track – Elko							2	2	1	1	6
Internal Medicine	2	10	7	9	6	7	10	6	7	5	69
Internal Medicine – Primary Care Track						1	1	1	1	0	4
Psychiatry	1	1	1	2	0	2	2	3	2	1	15
<b>Subtotal – UNR Residency Programs</b>	<b>6</b>	<b>15</b>	<b>10</b>	<b>13</b>	<b>8</b>	<b>18</b>	<b>21</b>	<b>22</b>	<b>14</b>	<b>13</b>	<b>140</b>
<b>UNR Fellowship Programs</b>											
Family Medicine – Sports Medicine	0	0	0	0	0	0	2	2	0	1	5
Internal Medicine – Geriatric Medicine	0	2	2	3	1	2	1	0	0	1	12
Internal Medicine – Hospice and Palliative Medicine	1	1	1	1	3	1	0	2	0	1	11
Psychiatry – Child and Adolescent	2	1	1	1	1	2	0	1	0	2	11
<b>Subtotal – UNR Fellowship Programs</b>	<b>3</b>	<b>4</b>	<b>4</b>	<b>5</b>	<b>5</b>	<b>5</b>	<b>3</b>	<b>5</b>	<b>0</b>	<b>5</b>	<b>39</b>
<b>Total – UNR Med GME Programs</b>	<b>9</b>	<b>19</b>	<b>14</b>	<b>18</b>	<b>13</b>	<b>23</b>	<b>24</b>	<b>27</b>	<b>14</b>	<b>18</b>	<b>179</b>
<b>Barton Health/Tahoe Orthopedics and Sports Medicine</b>											
Orthopaedic Sports Medicine Fellowship Program					0	0	0	0	1	0	1

### Southern Nevada GME Programs

UNLV Medicine GME Programs	2014	2015	2016	2017	2018	2019	2020	2021	2022	2023	Total
<b>UNLV Residency Programs</b>											
Emergency Medicine	2	3	2	2	4	5	4	7	4	9	42
Family Medicine	1	1	6	2	2	0	2	4	2	2	22
Family Medicine Rural Program – Winnemucca				0	1	0	1	0	1	0	3
Internal Medicine	6	9	12	7	2	10	9	8	8	12	83
Obstetrics and Gynecology	3	2	1	0	1	2	0	3	3	0	15
Orthopaedic Surgery								0	1	0	1
Otolaryngology – Head and Neck Surgery			0	0	0	0	0	0	0	0	0
Pediatrics	4	9	1	2	3	4	3	3	5	3	37
Plastic Surgery – Integrated	0	0	0	0	0	0	0	0	0	0	0
Psychiatry	1	2	3	2	4	4	4	7	8	7	42
Surgery – General	1	1	1	1	1	2	1	1	1	0	10
<b>Subtotal – UNLV Residency Programs</b>	<b>18</b>	<b>27</b>	<b>26</b>	<b>16</b>	<b>18</b>	<b>27</b>	<b>24</b>	<b>33</b>	<b>33</b>	<b>33</b>	<b>255</b>

Graduate Medical Education Trends in Nevada – 2023

UNLV Fellowship Programs	2014	2015	2016	2017	2018	2019	2020	2021	2022	2023	Total
Emergency Medicine – Pediatrics										1	1
Emergency Medicine – Ultrasound (inactive)	0										0
Family Medicine – Obstetrics (inactive)			0								0
Family Medicine – Sports Medicine	0	1	1	0	1	1	0	1	1	1	7
Internal Medicine – Cardiovascular Disease				0	0	0	0	0	0	1	1
Internal Medicine – Endocrinology									1	0	1
Internal Medicine – Gastroenterology				1	0	0	2	1	1	1	6
Internal Medicine – Geriatric Medicine	0	0	0	0	0	0	0	0	1	0	1
Internal Medicine – Pulmonary Disease and Critical Care					0	1	1	1	2	2	7
Psychiatry – Child and Adolescent			2	0	1	1	0	1	2	2	9
Psychiatry – Forensic								0	0	0	0
Surgery – Acute Care	2	2	0	0	2	1	2	0	0	1	10
Surgery – Bariatric (inactive)	0	1									1
Surgery – Colon and Rectal (inactive)	1										1
Surgery – Critical Care	3	0	0	1	2	0	0	1	0	1	8
Surgery – Hand & Microsurgery	0	0	0	0	0	0	1	0	0	0	1
Surgery – Minimally Invasive Surgery (inactive)				0	0	0	1	0	0	0	1
<b>Subtotal – UNLV Fellowship Programs</b>	<b>6</b>	<b>4</b>	<b>3</b>	<b>2</b>	<b>6</b>	<b>4</b>	<b>7</b>	<b>5</b>	<b>8</b>	<b>10</b>	<b>55</b>
<b>Total – UNLV Medicine GME Programs</b>											
	<b>24</b>	<b>31</b>	<b>29</b>	<b>18</b>	<b>24</b>	<b>31</b>	<b>31</b>	<b>38</b>	<b>41</b>	<b>43</b>	<b>310</b>

Dignity Health St. Rose Dominican Hospitals (San Martin)	2014	2015	2016	2017	2018	2019	2020	2021	2022	2023	Total
<b>Dignity Health Residency Programs</b>											
Family Medicine									0	0	0
Internal Medicine									0	0	0
<b>Subtotal – Dignity Residencies</b>									0	0	0
<b>Total – Dignity Health Residency Programs</b>											
									0	0	0

Sunrise Health GME Consortium	2014	2015	2016	2017	2018	2019	2020	2021	2022	2023	Total
<b>Sunrise Health Residency Programs</b>											
Anesthesiology								3	4	4	11
Emergency Medicine								6	3	4	13
Family Medicine							1	5	3	4	13
Internal Medicine					8	13	10	11	4	9	55
Neurology										0	0
Obstetrics and Gynecology							1	2	0	4	7
Physical Medicine and Rehabilitation										3	3
Psychiatry										2	2
Radiology – Diagnostic										0	0
Surgery – General					0	0	0	0	1	1	2
<b>Subtotal – Sunrise Health Residency Programs</b>					<b>8</b>	<b>13</b>	<b>12</b>	<b>27</b>	<b>15</b>	<b>31</b>	<b>106</b>

Graduate Medical Education Trends in Nevada – 2023

Sunrise Health Fellowship Programs	2014	2015	2016	2017	2018	2019	2020	2021	2022	2023	Total
Anesthesiology – Critical Care Medicine						0	0	0	1	0	1
Internal Medicine – Endocrinology							0	0	2	2	4
Internal Medicine – Gastroenterology					0	0	0	0	1	1	2
Psychiatry – Addiction Medicine						0	0	0	1	1	2
<b>Subtotal – Sunrise Fellowships</b>					<b>0</b>	<b>0</b>	<b>0</b>	<b>0</b>	<b>5</b>	<b>4</b>	<b>9</b>
<b>Total – Sunrise Health GME Programs</b>					<b>8</b>	<b>13</b>	<b>12</b>	<b>27</b>	<b>20</b>	<b>35</b>	<b>115</b>

OPTI West/Valley Hospital GME Consortium	2014	2015	2016	2017	2018	2019	2020	2021	2022	2023	Total
<b>OPTI West/Valley Hospital Residency Programs</b>											
Family Medicine					5	5	3	3	1	4	21
Internal Medicine					12	10	5	11	15	11	64
Neurology					2	1	1	0	2	1	7
Orthopaedic Surgery						0	0	2	5	1	8
<b>Subtotal – OPTI West/Valley Hospital Residency Programs</b>					<b>19</b>	<b>16</b>	<b>9</b>	<b>16</b>	<b>23</b>	<b>17</b>	<b>100</b>
<b>Fellowship Programs</b>											
Internal Medicine – Gastroenterology					0	0	1	1	0	0	2
Internal Medicine – Pulmonary Critical Care						1	0	0	2	0	3
<b>Subtotal – OPTI West/Valley Hospital Fellowship Programs</b>					<b>0</b>	<b>1</b>	<b>1</b>	<b>1</b>	<b>2</b>	<b>0</b>	<b>5</b>
<b>Total – OPTI West/Valley Hospital GME Programs</b>					<b>19</b>	<b>17</b>	<b>10</b>	<b>17</b>	<b>25</b>	<b>17</b>	<b>105</b>

OPTI West/Nathan Adelson Programs	2014	2015	2016	2017	2018	2019	2020	2021	2022	2023	Total
Hospice and Palliative Medicine										2	2

Southern Nevada Health District GME Programs	2014	2015	2016	2017	2018	2019	2020	2021	2022	2023	Total
Preventive Medicine							0	0	0	0	0

Valley Health System GME Consortium	2014	2015	2016	2017	2018	2019	2020	2021	2022	2023	Total
<b>Valley Health System Residency Programs</b>											
Emergency Medicine										2	2
Family Medicine									5	9	14
Surgery – General										1	1
<b>Subtotal – Valley Health System Residency Programs</b>									<b>5</b>	<b>12</b>	<b>17</b>
<b>Total – Valley Health System GME Consortium</b>									<b>5</b>	<b>12</b>	<b>17</b>



## Appendix F: GME Retention by Program in Nevada (Percent Retained) – 2014 to 2023

### Northern Nevada GME Programs

UNR Medicine GME Programs	2014	2015	2016	2017	2018	2019	2020	2021	2022	2023	Total
<b>UNR Residency Programs</b>											
Family Medicine – Reno	42.9	57.1	33.3	50.0	28.6	80.0	85.7	90.9	60.0	60.0	62.2
Family Medicine – Rural Training Track – Elko							100.0	100.0	50.0	50.0	75.0
Internal Medicine	16.7	66.7	43.8	50.0	37.5	33.3	38.5	30.0	30.4	17.9	35.4
Internal Medicine – Primary Care Track						25.0	25.0	20.0	33.3	0.0	25.0
Psychiatry	100.0	50.0	50.0	50.0	0.0	50.0	40.0	60.0	33.3	20.0	40.5
<i>Subtotal – UNR Residency Programs</i>	<b>30.0</b>	<b>62.5</b>	<b>41.7</b>	<b>50.0</b>	<b>30.8</b>	<b>46.2</b>	<b>47.7</b>	<b>51.2</b>	<b>35.9</b>	<b>28.9</b>	<b>42.4</b>
<b>UNR Fellowship Programs</b>											
Family Medicine – Sports Medicine	0.0	0.0	0.0	0.0	0.0	0.0	100.0	100.0	0.0	50.0	31.3
Internal Medicine – Geriatric Medicine	0.0	50.0	100.0	75.0	33.3	100.0	25.0	0.0	0.0	100.0	52.2
Internal Medicine – Hospice and Palliative Medicine	100.0	100.0	33.3	33.3	75.0	50.0	0.0	66.7	0.0	50.0	47.8
Psychiatry – Child and Adolescent	100.0	50.0	50.0	50.0	50.0	100.0	0.0	50.0	0.0	100.0	55.0
<i>Subtotal – UNR Fellowship Programs</i>	<b>75.0</b>	<b>50.0</b>	<b>50.0</b>	<b>50.0</b>	<b>45.5</b>	<b>62.5</b>	<b>30.0</b>	<b>50.0</b>	<b>0.0</b>	<b>71.4</b>	<b>47.6</b>
<b>Total – UNR Med GME Programs</b>	<b>37.5</b>	<b>59.4</b>	<b>43.8</b>	<b>50.0</b>	<b>35.1</b>	<b>48.9</b>	<b>44.4</b>	<b>50.9</b>	<b>31.1</b>	<b>34.6</b>	<b>43.4</b>
Barton Health/Tahoe Orthopedics and Sports Medicine	2014	2015	2016	2017	2018	2019	2020	2021	2022	2023	Total
Orthopaedic Sports Medicine Fellowship Program	N/A	N/A	N/A	N/A	N/A	0.0	0.0	0.0	50.0	0.0	8.3

### Southern Nevada GME Programs

UNLV Medicine GME Programs	2014	2015	2016	2017	2018	2019	2020	2021	2022	2023	Total
<b>UNLV Residency Programs</b>											
Emergency Medicine	28.6	30.0	20.0	20.0	66.7	45.5	44.4	70.0	40.0	90.0	45.2
Family Medicine	20.0	25.0	100.0	40.0	50.0	0.0	40.0	80.0	40.0	40.0	44.9
Family Medicine Rural Program – Winnemucca				0.0	50.0	0.0	50.0	0.0	50.0	0.0	23.1
Internal Medicine	50.0	42.9	57.1	28.0	10.5	52.6	39.1	36.4	36.4	57.1	40.5
Obstetrics and Gynecology	100.0	66.7	33.3	0.0	50.0	66.7	0.0	42.9	50.0	0.0	36.6
Orthopaedic Surgery								0.0	25.0	0.0	7.7
Otolaryngology – Head and Neck Surgery			0.0	0.0	0.0	0.0	0.0	0.0	0.0	0.0	0.0
Pediatrics	36.4	52.9	8.3	12.5	23.1	33.3	21.4	25.0	38.5	30.0	28.5
Plastic Surgery – Integrated	0.0	0.0	0.0	0.0	0.0	0.0	0.0	0.0	0.0	0.0	0.0
Psychiatry	33.3	66.7	75.0	33.3	80.0	50.0	80.0	77.8	100.0	87.5	71.2
Surgery – General	25.0	25.0	20.0	16.7	25.0	40.0	16.7	25.0	16.7	0.0	20.8
<i>Subtotal – UNLV Residency Programs</i>	<b>39.1</b>	<b>42.9</b>	<b>41.3</b>	<b>21.6</b>	<b>31.6</b>	<b>40.3</b>	<b>33.3</b>	<b>42.3</b>	<b>42.3</b>	<b>47.1</b>	<b>38.2</b>

Graduate Medical Education Trends in Nevada – 2023

UNLV Fellowship Programs	2014	2015	2016	2017	2018	2019	2020	2021	2022	2023	Total
Emergency Medicine – Pediatric										100.0	100.0
Emergency Medicine – Ultrasound (inactive)	0.0										0.0
Family Medicine – Obstetrics (inactive)	0.0										0.0
Family Medicine – Sports Medicine	0.0	50.0	50.0	0.0	100.0	100.0	0.0	33.3	50.0	100.0	46.7
Internal Medicine – Cardiovascular Disease				0.0	0.0	0.0	0.0	0.0	0.0	33.3	5.0
Internal Medicine – Endocrinology									50.0	0.0	25.0
Internal Medicine – Gastroenterology				50.0	0.0	0.0	100.0	50.0	50.0	50.0	50.0
Internal Medicine – Geriatric Medicine								0.0	100.0	0.0	50.0
Internal Medicine – Pulmonary Disease and Critical Care					0.0	33.3	50.0	16.7	66.7	33.3	29.2
Psychiatry – Child and Adolescent			100.0	0.0	100.0	100.0	0.0	50.0	100.0	100.0	90.0
Psychiatry – Forensic										0.0	0.0
Surgery – Acute Care	66.7	66.7	0.0	0.0	66.7	33.3	66.7	0.0	0.0	20.0	32.3
Surgery – Bariatric (inactive)		100.0									100.0
Surgery – Colon and Rectal	100.0	0.0	0.0	0.0	0.0	0.0	0.0	0.0	0.0	0.0	100.0
Surgery – Critical Care	100.0	0.0	0.0	100.0	66.7	0.0	0.0	0.0	0.0	50.0	47.1
Surgery – Hand & Microsurgery	0.0	0.0	0.0	0.0	0.0	0.0	50.0	0.0	0.0	0.0	50.0
Surgery – Minimally Invasive Surgery (inactive)				0.0	0.0	0.0	50.0	0.0	0.0	0.0	16.7
<b>Subtotal – UNLV Fellowship Programs</b>	<b>60.0</b>	<b>44.4</b>	<b>27.3</b>	<b>16.7</b>	<b>40.0</b>	<b>30.8</b>	<b>50.0</b>	<b>26.3</b>	<b>38.1</b>	<b>40.0</b>	<b>36.9</b>
<b>Total – UNLV Medicine GME Programs</b>	<b>42.9</b>	<b>43.1</b>	<b>39.2</b>	<b>20.9</b>	<b>33.3</b>	<b>38.8</b>	<b>36.0</b>	<b>39.2</b>	<b>41.4</b>	<b>45.3</b>	<b>37.9</b>

Dignity Health St. Rose Dominican Hospitals (San Martin)	2014	2015	2016	2017	2018	2019	2020	2021	2022	2023	Total
<b>Dignity Health Residency Programs</b>											
Family Medicine									0.0	0.0	0.0
Internal Medicine									0.0	0.0	0.0
<b>Subtotal – Dignity Residency Programs</b>									0.0	0.0	0.0
<b>Total – Dignity Health Residency Programs</b>									0.0	0.0	0.0

Sunrise Health GME Consortium	2014	2015	2016	2017	2018	2019	2020	2021	2022	2023	Total
<b>Sunrise Health Residency Programs</b>											
Anesthesiology								50.0	57.1	57.1	55.0
Emergency Medicine								66.7	37.5	36.4	46.4
Family Medicine							12.5	62.5	37.5	50.0	40.6
Internal Medicine					40.0	65.0	52.6	57.9	18.2	45.0	45.8
Neurology										0.0	0.0
Obstetrics and Gynecology							25.0	50.0	0.0	100.0	43.8
Physical Medicine and Rehabilitation									0.0	50.0	27.3
Psychiatry										66.7	66.7
Radiology – Diagnostic										0.0	0.0
Surgery – General						0.0	0.0	0.0	25.0	25.0	10.5
<b>Subtotal – Sunrise Health Residency Programs</b>					<b>40.0</b>	<b>54.2</b>	<b>36.4</b>	<b>52.9</b>	<b>25.9</b>	<b>49.2</b>	<b>42.6</b>

Graduate Medical Education Trends in Nevada – 2023

Sunrise Health Fellowship Programs	2014	2015	2016	2017	2018	2019	2020	2021	2022	2023	Total
Anesthesiology – Critical Care Medicine						0.0	0.0	0.0	33.3	0.0	33.3
Internal Medicine – Endocrinology						0.0	0.0	0.0	100.0	100.0	100.0
Internal Medicine – Gastroenterology						0.0	0.0	0.0	33.3	50.0	40.0
Psychiatry – Addiction Medicine						0.0	0.0	0.0	100.0	100.0	100.0
<b>Subtotal – Sunrise Fellowship Programs</b>						<b>0.0</b>	<b>0.0</b>	<b>0.0</b>	<b>55.6</b>	<b>80.0</b>	<b>64.3</b>
<b>Total – Sunrise Health GME Programs</b>					<b>40.0</b>	<b>54.2</b>	<b>36.4</b>	<b>52.9</b>	<b>29.9</b>	<b>51.5</b>	<b>43.7</b>

OPTI West/Valley Hospital GME Consortium	2014	2015	2016	2017	2018	2019	2020	2021	2022	2023	Total
<b>OPTI West/Valley Hospital Residency Programs</b>											
Family Medicine					100.0	100.0	60.0	60.0	20.0	80.0	67.7
Internal Medicine					80.0	58.8	35.7	73.3	100.0	73.3	71.1
Neurology						50.0	33.3	0.0	0.0	50.0	53.8
Orthopaedic Surgery						0.0	0.0	100.0	100.0	50.0	80.0
<b>Subtotal – OPTI West/Valley Hospital Residency Programs</b>					<b>86.4</b>	<b>61.5</b>	<b>37.5</b>	<b>66.7</b>	<b>75.0</b>	<b>70.8</b>	<b>69.4</b>
<b>Fellowship Programs</b>											
Internal Medicine – Gastroenterology					0.0	0.0	100.0	50.0	0.0	0.0	20.0
Internal Medicine – Pulmonary Critical Care						50.0	0.0	0.0	100.0	0.0	33.3
<b>Subtotal – OPTI West/Valley Hospital Fellowship Programs</b>					<b>0.0</b>	<b>25.0</b>	<b>100.0</b>	<b>20.0</b>	<b>20.0</b>	<b>0.0</b>	<b>26.3</b>
<b>Total – OPTI West/Valley Hospital GME Programs</b>					<b>82.6</b>	<b>56.7</b>	<b>40.0</b>	<b>58.6</b>	<b>71.4</b>	<b>60.7</b>	<b>64.4</b>

OPTI West/Nathan Adelson Programs	2014	2015	2016	2017	2018	2019	2020	2021	2022	2023	Total
Hospice and Palliative Medicine										66.7	66.7

Southern Nevada Health District GME Programs	2014	2015	2016	2017	2018	2019	2020	2021	2022	2023	Total
Preventive Medicine							0.0	0.0	0.0	0.0	0.0

Valley Health System GME Consortium	2014	2015	2016	2017	2018	2019	2020	2021	2022	2023	Total
<b>Valley Health System Residency Programs</b>											
Emergency Medicine										25.0	25.0
Family Medicine									50.0	90.0	70.0
Surgery – General										33.3	33.3
<b>Subtotal – Valley Health System Residency Programs</b>									<b>50.0</b>	<b>57.1</b>	<b>54.8</b>
<b>Total – Valley Health System GME Consortium</b>									<b>50.0</b>	<b>57.1</b>	<b>54.8</b>



University of Nevada, Reno  
**School of Medicine**

---

**Office of Statewide Initiatives**